



TANDY®

CAT. No. 25-1024C



Color Monitor CM-11 Owner's Manual



The FCC Wants You to Know

This equipment generates and uses radio frequency energy. If not installed and used properly, that is in strict accordance with the manufacturer's instructions, it may cause interference to radio and television reception.

It has been type tested and found to comply with the limits for a Class B computing device in accordance with the specifications in Subpart J of Part 15 of FCC Rules, which are designed to provide reasonable protection against such interference in a residential installation. However, there is no guarantee that interference will not occur in a particular installation.

If this equipment does cause interference to radio or television reception, which can be determined by turning the equipment off and on, the user is encouraged to try to correct the interference by one or more of the following measures:

- Reorient the receiving antenna
- Relocate the computer with respect to the receiver
- Move the computer away from the receiver
- Plug the computer into a different outlet so that computer and receiver are on different branch circuits.

Warning

This equipment has been certified to comply with the limits for a Class B computing device, pursuant to Subpart J of Part 15 of FCC Rules. Only peripherals (computer input/output devices, terminals, printers, etc.) certified to comply with the Class B limits may be attached to this computer. Operation with non-certified peripherals is likely to result in interference to radio and TV reception.

2/86

Color Monitor CM-11 Owner's Manual:

Copyright 1987 Tandy Corporation

Fort Worth, Texas 76102, U.S.A.

All Rights Reserved

Reproduction or use, without express written permission from Tandy Corporation, of any portion of this manual, is prohibited. While reasonable efforts have been taken in the preparation of this manual to assure its accuracy, Tandy Corporation assumes no liability resulting from any errors in or omissions from this manual, or from the use of the information obtained herein.

TERMS AND CONDITIONS OF SALE AND LICENSE OF TANDY COMPUTER EQUIPMENT AND SOFTWARE PURCHASED FROM RADIO SHACK COMPANY-OWNED COMPUTER CENTERS, RETAIL STORES AND RADIO SHACK FRANCHISEES OR DEALERS AT THEIR AUTHORIZED LOCATIONS

USA LIMITED WARRANTY

I. CUSTOMER OBLIGATIONS

- A. CUSTOMER assumes full responsibility that this computer hardware purchased (the "Equipment"), and any copies of software included with the Equipment or licensed separately (the "Software") meets the specifications, capacity capabilities, versatility, and other requirements of CUSTOMER.
- B. CUSTOMER assumes full responsibility for the condition and effectiveness of the operating environment in which the Equipment and Software are to function, and for its installation.

II. LIMITED WARRANTIES AND CONDITIONS OF SALE

- A. For a period of ninety (90) calendar days from the date of the Radio Shack sales document received upon purchase of the Equipment, RADIO SHACK warrants to the original CUSTOMER that the Equipment and the medium upon which the Software is stored is free from manufacturing defects. **This warranty is only applicable to purchases of Tandy Equipment by the original customer from Radio Shack company-owned computer centers, retail stores, and Radio Shack franchisees and dealers at their authorized locations.** The warranty is void if the Equipment or Software has been subjected to improper or abnormal use. If a manufacturing defect is discovered during the stated warranty period, the defective Equipment must be returned to a Radio Shack Computer Center, a Radio Shack retail store, a participating Radio Shack franchisee or a participating Radio Shack dealer for repair, along with a copy of the sales document or lease agreement. The original CUSTOMER'S sole and exclusive remedy in the event of a defect is limited to the correction of the defect by repair, replacement, or refund of the purchase price, at RADIO SHACK'S election and sole expense. RADIO SHACK has no obligation to replace or repair expendable items.
- B. RADIO SHACK makes no warranty as to the design, capability, capacity, or suitability for use of the Software, except as provided in this paragraph. Software is licensed on an "AS IS" basis, without warranty. The original CUSTOMER'S exclusive remedy, in the event of a Software manufacturing defect, is its repair or replacement within thirty (30) calendar days of the date of the Radio Shack sales document received upon license of the Software. The defective Software shall be returned to a Radio Shack Computer Center, a Radio Shack retail store, a participating Radio Shack franchisee or Radio Shack dealer along with the sales document.
- C. Except as provided herein no employee, agent, franchisee, dealer or other person is authorized to give any warranties of any nature on behalf of RADIO SHACK.
- D. **EXCEPT AS PROVIDED HEREIN, RADIO SHACK MAKES NO EXPRESS WARRANTIES, AND ANY IMPLIED WARRANTY OF MERCHANTABILITY OR FITNESS FOR A PARTICULAR PURPOSE IS LIMITED IN ITS DURATION TO THE DURATION OF THE WRITTEN LIMITED WARRANTIES SET FORTH HEREIN.**
- E. Some states do not allow limitations on how long an implied warranty lasts, so the above limitation(s) may not apply to CUSTOMER.

III. LIMITATION OF LIABILITY

- A. **EXCEPT AS PROVIDED HEREIN, RADIO SHACK SHALL HAVE NO LIABILITY OR RESPONSIBILITY TO CUSTOMER OR ANY OTHER PERSON OR ENTITY WITH RESPECT TO ANY LIABILITY, LOSS OR DAMAGE CAUSED OR ALLEGED TO BE CAUSED DIRECTLY OR INDIRECTLY BY "EQUIPMENT" OR "SOFTWARE" SOLD, LEASED, LICENSED OR FURNISHED BY RADIO SHACK, INCLUDING, BUT NOT LIMITED TO, ANY INTERRUPTION OF SERVICE, LOSS OF BUSINESS OR ANTICIPATORY PROFITS OR CONSEQUENTIAL DAMAGES RESULTING FROM THE USE OR OPERATION OF THE "EQUIPMENT" OR "SOFTWARE." IN NO EVENT SHALL RADIO SHACK BE LIABLE FOR LOSS OF PROFITS, OR ANY INDIRECT, SPECIAL, OR CONSEQUENTIAL DAMAGES ARISING OUT OF ANY BREACH OF THIS WARRANTY OR IN ANY MANNER ARISING OUT OF OR CONNECTED WITH THE SALE, LEASE, LICENSE, USE OR ANTICIPATED USE OF THE "EQUIPMENT" OR "SOFTWARE."** NOTWITHSTANDING THE ABOVE LIMITATIONS AND WARRANTIES, RADIO SHACK'S LIABILITY HEREUNDER FOR DAMAGES INCURRED BY CUSTOMER OR OTHERS SHALL NOT EXCEED THE AMOUNT PAID BY CUSTOMER FOR THE PARTICULAR "EQUIPMENT" OR "SOFTWARE" INVOLVED.
- B. RADIO SHACK shall not be liable for any damages caused by delay in delivering or furnishing Equipment and/or Software.
- C. No action arising out of any claimed breach of this Warranty or transactions under this Warranty may be brought more than two (2) years after the cause of action has accrued or more than four (4) years after the date of the Radio Shack sales document for the Equipment or Software, whichever first occurs.
- D. Some states do not allow the limitation or exclusion of incidental or consequential damages, so the above limitation(s) or exclusion(s) may not apply to CUSTOMER.

IV. SOFTWARE LICENSE

RADIO SHACK grants to CUSTOMER a non-exclusive, paid-up license to use the TANDY Software on one computer, subject to the following provisions:

- A. Except as otherwise provided in this Software License, applicable copyright laws shall apply to the Software.
- B. Title to the medium on which the Software is recorded (cassette and/or diskette) or stored (ROM) is transferred to CUSTOMER, but not title to the Software.
- C. CUSTOMER may use Software on a multiuser or network system only if either, the Software is expressly labeled to be for use on a multiuser or network system, or one copy of this software is purchased for each node or terminal on which Software is to be used simultaneously.
- D. CUSTOMER shall not use, make, manufacture, or reproduce copies of Software except for use on one computer and as is specifically provided in this Software License. Customer is expressly prohibited from disassembling the Software.
- E. CUSTOMER is permitted to make additional copies of the Software **only** for backup or archival purposes or if additional copies are required in the operation of one computer with the Software, but only to the extent the Software allows a backup copy to be made. However, for TRSDOS Software, CUSTOMER is permitted to make a limited number of additional copies for CUSTOMER'S own use.
- F. CUSTOMER may resell or distribute unmodified copies of the Software provided CUSTOMER has purchased one copy of the Software for each one sold or distributed. The provisions of this Software License shall also be applicable to third parties receiving copies of the Software from CUSTOMER.
- G. All copyright notices shall be retained on all copies of the Software.

V. APPLICABILITY OF WARRANTY

- A. The terms and conditions of this Warranty are applicable as between RADIO SHACK and CUSTOMER to either a sale of the Equipment and/or Software License to CUSTOMER or to a transaction whereby Radio Shack sells or conveys such Equipment to a third party for lease to CUSTOMER.
- B. The limitations of liability and Warranty provisions herein shall inure to the benefit of RADIO SHACK, the author, owner and/or licensor of the Software and any manufacturer of the Equipment sold by Radio Shack.

VI. STATE LAW RIGHTS

The warranties granted herein give the original CUSTOMER specific legal rights, and the original CUSTOMER may have other rights which vary from state to state.

Introduction

Tandy is proud to present the CM-11, a high-resolution color display monitor designed to display characters and graphics in 16 vivid colors.

The CM-11 has many advantages over other color monitors. These include:

- Thirteen-inch color display providing eye-pleasing graphics
- Adjustable picture controls that tailor brightness and contrast to suit environmental lighting
- Unique, selective light transmission properties which reduce the effects of ambient light while maintaining true color purity, even under harsh lighting conditions
- Sharp, "flicker-free" image provided by non-interlaced circuitry
- RGB direct-drive signal system that provides 640-dot by 225-line display for crisp characters and vivid color graphics

Description of the CM-11

Before connecting your CM-11 to a computer or power source, read the instructions provided in the section "Using the CM-11." Figure 1 and Figure 2 will acquaint you with the parts of your monitor.

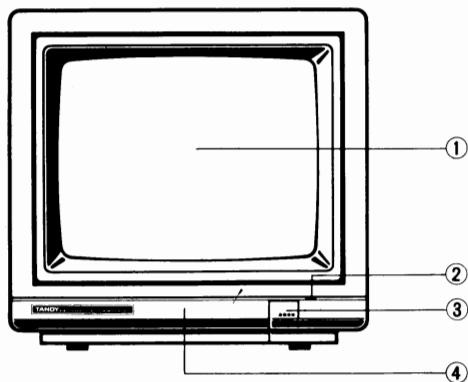


Figure 1. Front View.

- ① **High-Resolution Video Screen.** Front viewing surface.
- ② **POWER ON Indicator.** Illuminates when the monitor's power is on.
- ③ **POWER ON/OFF Switch.** Powers up the CM-11.
- ④ **Control Panel.** Contains the Vertical Hold, Vertical Size, Horizontal Centering, Contrast, and Brightness rotary controls.

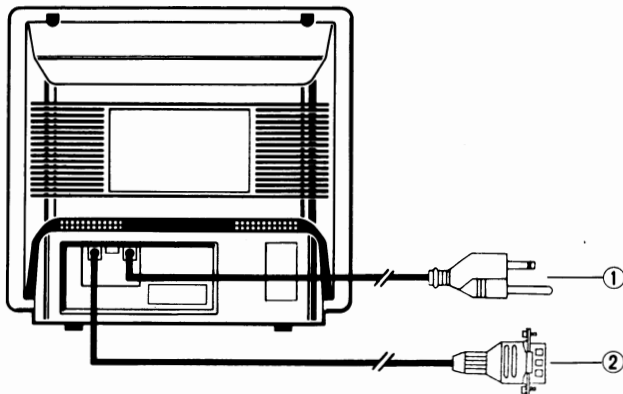


Figure 2. Rear View.

- ① **Power Cord.** Plugs into a standard, grounded AC outlet or approved power strip.
- ② **RGB Connector.** Connects to the CPU.

Setting Up the CM-11

Your CM-11 Color Monitor is easy to set up.

1. Be sure that power to all components is off.
2. Connect the RGB connector to the CPU of a compatible computer.
3. Plug the CM-11's power cord into a standard, grounded AC outlet or approved power strip.
4. Power up all equipment. Use your system owner's manual for instructions on powering up your computer and other peripherals.

WARNING: The use of non-shielded interface cable with this device is prohibited.

Adjusting the CM-11 Display

You may need to adjust the display of the CM-11 before using it. The five rotary controls used to adjust the display are located below the video screen on the left side behind the control panel door. To open the control panel door, pull forward at the left corner. The door swings down.

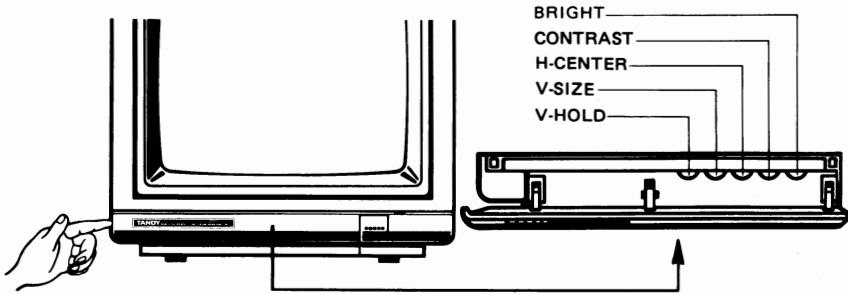


Figure 3. Control Panel.

V-HOLD

Use this control to stabilize the display on the screen. Rotate the control fully counterclockwise and then slowly clockwise until the display is stable.

V-SIZE

Use this control to set vertical size. When the display is vertically extended, turn this control counterclockwise. When the display is vertically contracted, rotate this control clockwise.

H-CENTER

Use this control to set horizontal position. Rotate the control to center the display.

CONTRAST and BRIGHT

Use these controls to adjust the screen brightness to compensate for room lighting.

- If the room is dark, rotate either or both of these controls counterclockwise until the picture is easily visible.
- If the room is bright, rotate either or both of these controls clockwise until the picture is easily visible.
- The CONTRAST control also adjusts separation of low and high intensity characters. Rotate this control clockwise for high-intensity characters or counterclockwise for low-intensity characters.

Care and Maintenance

Your CM-11 should give you a long period of trouble-free service if it is connected to the proper power source and handled gently. However, if the monitor malfunctions, have it checked by a qualified Radio Shack service technician.

Installation and Location Hints

The CM-11 has openings for ventilation purposes, to provide reliable operation of the monitor and protect it from overheating.

- Install the monitor at least 4" (0.1 meters) away from the wall.
- Never cover the openings with cloth or other fabric.
- Never block the openings on the bottom of the monitor by placing it on a bed, sofa, rug, etc.
- Never place the monitor in a built-in enclosure unless proper ventilation is provided.
- Never place the monitor near or over a radiator or heat register.
- Never expose the monitor to rain, excessive moisture, or excessive dust. Moisture and dust create shock and fire hazards.
- Never place the monitor on an unstable desk, cart, or stand.

Operation Hints

- Operate the monitor only from the power source indicated on the back of the cabinet. Use of a power source that is not marked on the monitor can cause monitor damage, as well as improper operation.
- To ensure safe operation, the 3-pin plug (supplied) **must** be inserted into a standard 3-pin AC outlet which is effectively grounded. Extension cords used with the equipment must be 3-wire and correctly wired to provide connection to ground. Improperly wired extension cords are a major cause of fatalities. The fact that the equipment operates satisfactorily does not imply that the power point is grounded and that the installation is completely safe. For your safety, if in any doubt about the effective grounding of the power point, consult a qualified electrician.
- To prevent a fire or electrical shock, do not overload wall outlets and extension cords.
- Adjust only those controls that are described in the section "Adjusting the CM-11 Display." Improper adjustment of other controls can result in damage that will require the services of a technician.
- Do not allow anything to rest on the power cord. The cord should not stretch across a hall or any other high-traffic area.

Care and Maintenance

- Unplug the monitor from the AC outlet if it is to be idle during a weekend, vacation, or other extended period of time.
- If the same characters or graphics are shown for a long time with the BRIGHT and CONTRAST controls set to maximum positions, part of the screen may be damaged. Use these controls with care.
- To prevent electrical shock and other hazards, do not remove the back cover of the monitor.
- Do not drop or push objects into the cabinet openings. Some internal parts carry hazardous voltages and contact can result in electrical shock or fire.
- Never spill a liquid of any kind on the monitor. If liquid is accidentally spilled, unplug the set and have it checked by a Radio Shack service technician before using.

Cleaning Hints

Always unplug the monitor before cleaning. Wipe the screen and cabinet with a soft cloth. If the screen requires more than dusting, use a household window cleaner and a soft cloth.

Caution: Do not use benzene, thinner, or any volatile substances to clean the unit. Such substances can permanently mar the finish. Never leave the unit in contact with rubber or vinyl for an extended period.

Occasionally, the internal parts of the monitor may need to be cleaned to prevent a fire and other damage caused by dust particles. It is recommended that you take the unit to a Radio Shack Computer Center for a yearly cleaning.

Technical Information

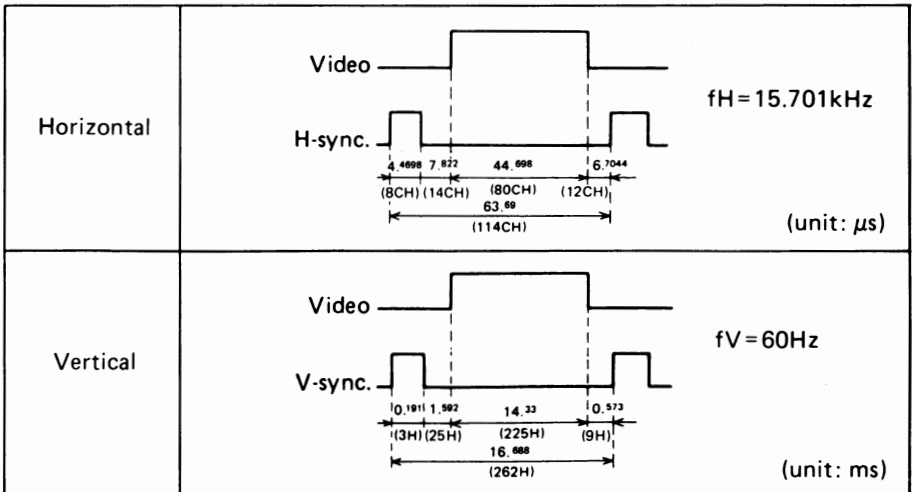
The CM-11 is designed for connection to a non-interlaced 225-line signal, 15.701kHz scanning frequency. When the CM-11 is connected to a computer with other than the specified input signal, distortion in the display image, shape, and position may be due to the inadequate input signal of some computers. The following chart illustrates such conditions.

Symptom	Cause
Shrunken screen	Data display period is too short.
Expanded screen	Data display period is too long.
Image to left or right	Data display period is out of alignment.
Moving screen	Synchronization period is different.
Dark screen	Front and back porch of video signal is missing.

Input Signal


Video Signal	Horizontal Sync.	Vertical Sync.
RGB and Intensity Separate TTL-Positive	TTL-Positive	TTL-Positive

Timing Chart



Input Connector

The connector is a 9-pin, Sub-D type. The relation between pins and signals is as follows:



Pin No.	Signal
1	Ground
2	Ground
3	R (Red Video)
4	G (Green Video)
5	B (Blue Video)
6	Intensity
7	No connect
8	Horizontal Sync.
9	Vertical Sync.

Specifications

Power Supply	120V AC, 60Hz
AC Input Current	0.9A
BTU/Hr.	205
CRT	13" diagonal, 90° deflection, high contrast, non-glare picture tube, 0.42 mm stripe pitch, P22 Phosphor
Input Signal	Red, green, and blue (RGB) video and intensity, vertical and horizontal synchronization
Input Level	Video TTL-positive, intensity TTL-positive, vertical and horizontal synchronization, TTL-positive
Input Connector	9-pin, Sub-D connector with cable
Scanning Frequency	
Horizontal	15.701kHz±500Hz
Vertical	60Hz±1.0Hz
Display Size	9-27/32" x 7-15/32" (250mm x 190mm)
Resolution	640 dots x 225 lines (within display size)
Character Number	Approximately 2000 (25 lines of 80 characters)
Cabinet Dimensions	13-11/16"(W) x 12-17/32"(H) x 15-1/8"(D) (348mm(W) x 318mm(H) x 384.5mm(D))
Weight	Approximately 23 lbs. 2 ozs. (10.5kg)
Power Cord	Approximately 6 ft. (1.83m)

SERVICE POLICY

Radio Shack's nationwide network of service facilities provides quick, convenient, and reliable repair services for all of its computer products, in most instances. Warranty service will be performed in accordance with Radio Shack's Limited Warranty. Non-warranty service will be provided at reasonable parts and labor costs.

RADIO SHACK
A Division of Tandy Corporation
Fort Worth, Texas 76102