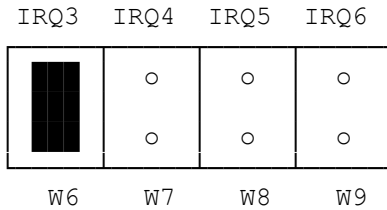


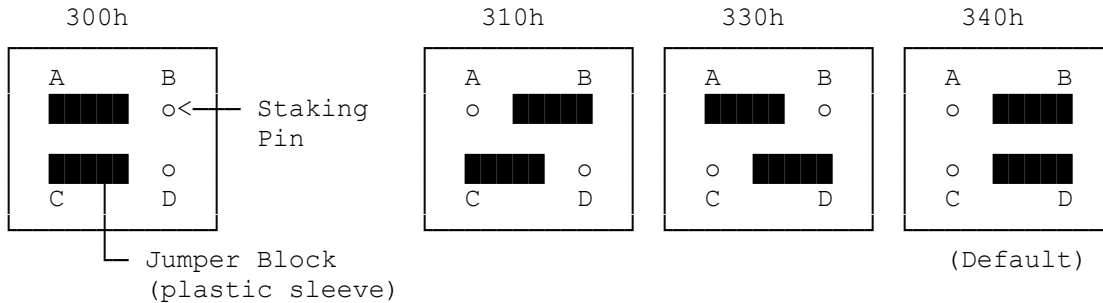
The adapter interface card lets the CD-ROM drive and your computer communicate with each other. Before you install the adapter interface card, you must select its port address and IRQ channel settings.

Setting the IRQ Channel:

The IRQ Mode Selection Jumper is set by the factory and should be left as is. The adapter interface card Interrupt Line Selection (IRQ), found on the adapter interface card above the edge connector, is preset to IRQ3.



Setting the Port (BUS) Address:

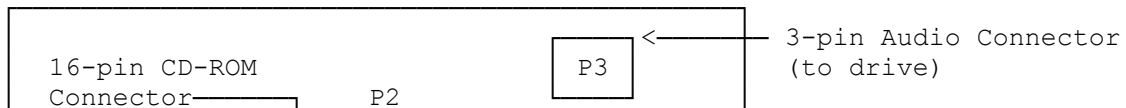


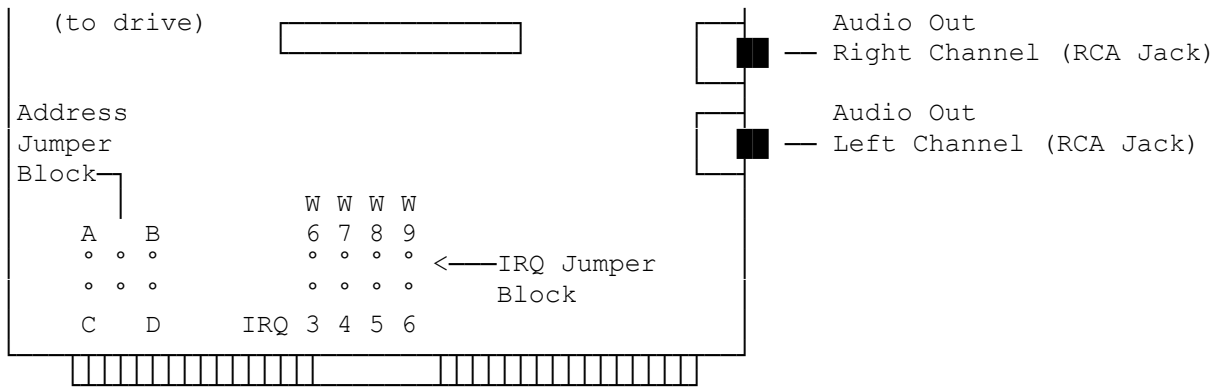
The above illustrations show the adapter interface card port address settings. (The default port address is, 340h. The letter "h" indicates that the value is in hexadecimal code; do not enter the "h" when entering the value.)

The CD-ROM drive's adapter interface card port address is the memory location where the computer looks for the drive. In most cases, the factory-set port address (340h) works. However, if there is another device in your computer that uses that port address, such as a network board, you must change the CD-ROM drive's port address to prevent a conflict.

If you select a different port address, the CD-ROM software must be told what the new port address is.

Interface Board Layout:





(j1c-09/08/93)

P