

IBM
PC-100
CONNECTION

PORTABLE 100

The magazine for
Model 100* users

AUGUST
1984
\$2.95




WRITING ON THE NETWORK NATION



TM Tandy Corporation

*Vanity publishing and an
extensive writer's workshop
are only a keystroke away.*

32K RAM CHIPS FOR YOUR MODEL 100



- Expand your (8K, 16K, 24K, or 32K) Model 100 to an additional 32K.

- Store two 32K programs without having to reload.

- Each 32K is bank selectable with a single line BASIC program (programs may not transfer information between banks).

- The application programs already in your Model 100 (BASIC, TEXT, TELECOM, ADDRSS, SCHEDL) may be used in either bank.

- The expansion RAM maintains its own menu of the data stored in it.

- Self-contained battery backup power

- Low power CMOS design, enhances battery life.

- Go beyond the memory range by installing additional 32K modules without losing the data on the first 32K module.

- Easy installation! Installs into the expansion bus in the bottom of the Model 100 — Then concealed once the cover is reinstalled.

- High quality manufacturing and warranty.

- The problem of "more memory" for the Model 100 no longer exists. We've made a great computer near perfect!

- List 325.00 (Just one third the cost of an additional Model 100.)



**P.G.
DESIGN
ELECTRONICS, INC.**

66040 CRATIOT, RICHMOND, MICH. 48062 (313) 727-2744

NO WARRANTY ON BATTERIES — TRS-80 TRADE MARK RADIO SHACK
DEALER INQUIRIES INVITED

Circle No. 13 on Reader Service Card



Our Batteries Take You Anywhere

Whether you're writing your novel in the hills of Texas, your memoirs while sailing to Antigua or just plain tired of spending time under your desk looking for outlets, PRAIRIE POWER batteries make "Briefcase Computing" a reality.

There's nothing complicated or expensive. Just plug one of our small units into the side of your Model 100, Olivetti M10 or NEC 8201A and forget about electricity. Gain dramatic savings over cost and computing time of AA's.

- PRAIRIE POWER is rechargeable
- Electrolyte immobilized technology
- Leak-proof and totally carefree
- 5' cable included
- Fits into standard cases
- Universal charger available
- For any 6-Volt applications such as radios, recorders, etc.
- Choose weight and battery size appropriate to your needs
- 24-hour ordering
- No memory like Nicads
- Not gelled-cells

SPECIFICATIONS

Size	Rating	Weight	Dimensions
8 amp. hr.	160 hrs. (32K)	3.6 lbs.	6x3.75x2
5.5 amp. hr.	100 hrs. "	2.7 lbs.	6x3.7x1.3
2.6 amp. hr.	54 hrs. "	1.4 lbs.	6x2.3x1.3



Left to Right: Prairie Power 5.5, 2.6, 8.
Front to Back: Tandy Model 100, Olivetti M10, NEC 8201A.

Bluestem Productions, Box 334, Wayzata, MN 55391, 612-927-2870 (24 hrs.)
Please send me:

8 Amp. Hr. (\$34.95) 5.5 Amp. Hr. (\$32.95) 2.6 Amp. Hr. (\$29.95)

Universal Charger (\$11.95)

TERMS: Check, Money Order, Visa/MC, U.S. Funds only
Add \$4 to total for freight.

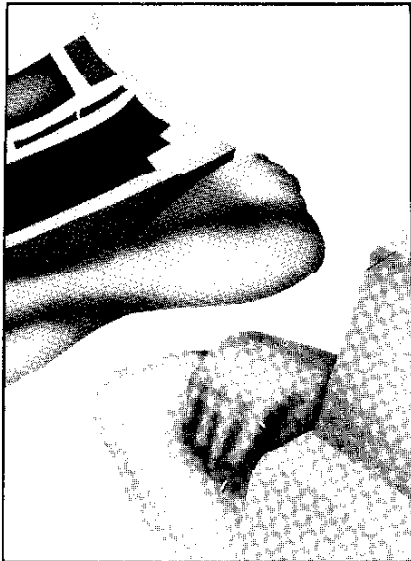
Name

Phone Address

City St Zip

VISA MC # Exp. Date

Signature



page 38

FEATURES

38 SOURCE OFFERS VANITY PUBLISHERS ELECTRONIC RESOURCE By Richard Butt

If you're bursting to get published, one route is user publishing on The Source.

38 A WRITER'S COLONY LIKE NO OTHER IS A KEYSTROKE AWAY By Sharon Lerch

Writers, editors, and lovers of words have formed an electronic writing workshop spanning the nation.

42 THE MODEL 100 MEETS THE BIG BLUE MACHINE By Richard S. Ross, Jr.

Here's a way to get your 100 talking to an IBM *without* buying software.

ARTICLES

28 FUNKEY STUFF — 2: RFU MODIFICATION MEANS CUSTOM PROGRAMMING By Jesse Bob Overholt

Now that you're familiar with RFU's skeleton, Jesse shows you how to put some meat on the bones.

PORTABLE 100

AUGUST 1984 VOLUME 2 NO. 8

DEPARTMENTS

- 5 PREVIEW
- 6 MAIL.100
- 10 THE WIRE
- 34 NEW PRODUCTS
- 55 BOOKS
- 74 FULL DUPLEX
By Terry Kepner


REVIEWS

- 56 PRO AID
Micro Demon Inc.
- 65 PL-100
Elexor Associates
A/D CONVERTER
Humphrey Instruments Inc.
- 70 BAR CODE READER
Tandy Corporation
- 71 DISK +
Portable Computer Supply Group

COLUMNS

- 14 BUSCH LEAGUE
*Auto-Program — Part 4:
Tabber cleans up sloppy com-
puter penmanship.*
By David Busch
- 16 PORTABLE COMMANDER
*There are alternatives to burn-
ing midnight oil when creativity
strikes.*
By Jake Commander
- 21 TELECOMPUTING
*Getting Landy's mighty mite to
talk to its MS-DOS FLAGSHIP.*
By Bill Loudon
- 24 BOTTOM LINE
*Spectaculator helps and some
worthwhile tips on managing
high men.*
By Bill Walters
- 80 END USER
*CompuServe inept and hostile
but packed with good ideas
and potential.*
By Peter M. Stanwyck

Cover by Paige Garland Parker



page 42

PORTABLE 100 is published monthly by Computer Communications Inc., 15 Elm St., Camden, ME 04843. James S. Povec—President, Carl Cramer—Vice President
ISSN 0738-7046

Subscriptions are \$28 for twelve issues. User Group subscription rates available. Outside U.S.A.: write for further information. Dealer inquiries: Send to P100, 15 Elm St., Camden, ME 04843.

POSTMASTER: Please send changes of address to Portable 100, P.O. Box 250, Camden, ME 04843. Application for mailing at second class rates pending at Camden, Maine, and additional mailing offices.

— TARGET-WRITER —

Manuscripts, Reports, Proposals, Newsletters, Personalized Letters

- Columns with decimal alignment
- UP TO 5 FOOTNOTES¹ PER PAGE typed "in-line" where referenced and automatically moved to the bottom of the page.
- PARAGRAPH TEXT ALIGNMENT under paragraph headings (I., B., 1., a., etc.) and under "bullet" characters of your choice. Paragraphs may be ANY length.
- MAILER feature for customized personal letters with up to 9 inserts while maintaining even margins. Letters for TARGETED names or for an entire list. Plus:
 - SURNAME RECOGNITION
 - MULTIPLE OVERLAPPED ADDRESS LISTS
 - ENVELOPE & LABELS
 - ATTENTION LINE

CENTERING

OR LEFT

RIGHT JUSTIFIED,
and RIGHT ON THE *same* line!

- CHARACTER STYLES (superscript, subscript, underline, compressed, italic, expanded... or whatever your printer will produce) pre-defined to single character controls for on/off operation.

MIXED CHARACTER STYLES ON THE SAME LINE while maintaining even margins!

- JUSTIFIED MARGINS
- SINGLE-CHARACTER CONTROLS
- PAGE BREAKS, SIZE AND LENGTH
- DRAFT or FINAL QUALITY
- MULTIPLE COPIES
- Pass-through control for special printer codes
- INCLUDING OTHER FILES
- TAB WIDTH AND MARGIN CONTROL
- HEADING AND PAGE NUMBERING
- CONTINUOUS or LETTERHEAD
- CR/LF option

Program size 8k; in BASIC. Price \$69.95; California residents add 6% or 6.5% sales tax as applicable. Price includes cassette, 12 page user guide and shipping. Specify printer type and model when ordering. For other than EPSON, GEMINI, RADIO SHACK printers, enclose copy of control code summary with 5 character styles preferred. To order, send check or money order to:

TARGET SYSTEMS
BOX 507, PACIFIC GROVE, CA 93950
408-646-1547

¹ May be superscript, numbers, letters, or symbols.

SUBSCRIBE 1-800-225-5800

Enter your subscription
TODAY... 12 Issues of
PORTABLE 100

for only \$24.97
(\$10.93 off Newstand Price)

CALL US!
IT'S FAST & EASY!!
(or write)



PORTABLE 100 MAGAZINE


P.O. BOX 250, ELM ST. CAMDEN, MAINE 04843

BE PORTABLE

"Carry your *Workstation-100* with you"

PORTABLE

PRACTICAL



- ALL WORKSTATION-100 components conveniently attach and detach using self-adhesive velcro—"They are there when you need them".
- Your computer will still fit in the original case—"As portable as ever".

- Convenient TYPESTAND/CLIP FOLDER stores papers, manual, and business cards while improving typing efficiency.
- PEN and PENCIL set are always handy.
- SUPPORT LEGS are always ready when needed.
- BATTERY PACK STORES FOUR "AAs" in case the Low Battery light strikes.

INEXPENSIVE



Just \$14.95 for complete kit

CALL 1-804-794-6675
or mail Order Blank to:

A.R.M.S.
12131 Old Buckingham Rd.
Midlothian, VA 23113

Check
Approp
Boxes

Workstation-100
Complete Kit
(Save \$3.50) \$14.95

Type Stand
Folder \$6.50

Pen
\$2.75

Battery
Pack \$3.95

Support
Legs \$2.50

Mech.
Pencil \$1.75

Please Add \$1.00 Shipping & Handling (VA. RESIDENTS ADD 4% Sales Tax)

CHK. VISA/MC. # _____ Exp Date _____ Amount Enclosed \$ _____
(Circle one)

**PORTABLE
100** The magazine for
Model 100 users

Editor

John P. Mello Jr.

Assistant to the Editor

Nancy L. Laite

Contributing Editors

Jake Commander, David Busch

Terry Kepner, Bill Loudon

Bill Walters, Peter Starwyck

Art Director

Paige Garland Parker

Production Consultant

and **Illustrator**

Marjorie Strauss

Advertising Production

Peter D. Koons

Publisher

James S. Povec

Associate Publisher

Carl Cramer

Advertising Director

Peter K. J. Montross

(207) 236-4365

P.O. Box 250, 15 Elm Street

Camden, Maine 04843

Business Manager

James W. McBrian, Jr.

Office Manager

Nancy A. Wight

©Computer Communications, Inc., 1984. All rights reserved. Contents of this magazine may not be reproduced in whole or in part unless expressly authorized in writing by the Publisher. TRS-80 and Model 100 are trademarks of the Radio Shack Division of Tandy Corporation.

This magazine is published by Computer Communications, Inc. who is solely responsible for its contents.

The Publisher assumes no responsibility for the return of unsolicited manuscripts, queries or artwork. Materials submitted to Portable 100 should be accompanied by a stamped, self-addressed envelope. Editorial offices located at 15 Elm St., Camden, ME 04843.


U.S.A. Newsstand distribution by Curtis Circulation Company.

CIS ID: 76703,372

Circle No. 6 on Reader Service Card

PREVIEW

JOHN P. MELLO JR.



THE PERILS OF PORTABILITY ROOST ON AN OWNER WHEN HE LEAVES HIS 100 ALONE

Portability can be a boon and bane for a person acclimated to juicing up life's dead spots by reaching for that friendly beige and black presence many of us keep by our side. What makes the 100 attractive to us, also tantalizes what Dirty Harry calls the "maggots" among us.

Mike Greenly, who has graced these pages in the past with his reports on major computer trade shows, became prey for one of these maggots. Mike left his 100 in his car for 10 minutes one morning in June and when he returned, it was gone. While we know these little boxes of ours are just machines, most of us can understand Mike when he laments over his loss:

"My wonderful pal who's shared so much with me. Gone. What words will cross his fuzzy little screen? Into what hands, for what low price, will he be bootlegged?"

"It was just a machine. But it was *my* machine, my gateway, my battery-gobbling companion; charmer of many stewardesses; shown off to Ben Rosen, Steve Wozniak, Roger Badertscher, to many worthies who knew so much more than I about its innards, but who saw we were a team.

"My little pal's been clipped. And so has a piece of my heart."

WRITING ON THE NATION. Two major applications for the 100 are writing and telecommunications. Both are addressed in our feature spread this month: writing on the network nation.

For some time now, *The Source* has offered its members an opportunity to be publishers of electronic publications created by them. What's developed is

an electronic form of vanity publishing. Richard Butt, a freelance writer living in Canada, describes what user publishing is all about and how to start your own electronic publication starting on page 38.

If you've ever attended a seminar, you know how difficult it is to keep a session focused, and how frustrating it is to leave an interesting digression undeveloped for the sake of keeping things focused. This problem is doubly true for writer's workshops. By using a sophisticated service called Participate, however, some of these problems can be forgotten. See what we mean in Sharon Lerch's article on page 38.

BIG BLUE MARRIAGE. On occasion, a reader mentions running into IBM PC owners who like what they see in the 100, but shy away from buying one because it's "not IBM compatible." If a PC owner wants to load Lotus 1-2-3 worksheets into a 100, then we'd agree. The two machines aren't compatible. However, there are applications where the 100 and PC can get along famously.

Richard Ross was looking for an IBM compatible way to keep in touch with his office because he travels a lot. He wanted to "dash off memos, letters, and reports from remote locations." His initial attempts to team up his 100 and PC proved frustrating, but he finally surmounted all his problems and has the two machines chatting merrily to each other. See how he did it starting on page 42.

FUNKY AND SPECTACULATOR. Last month, Jesse Bob Overholt introduced his dandy utility RFC, a program that

bundles some often-used functions in one package. In this installment (page 28), Jesse explains how to improve the file-size routine in last month's program, builds a basic text-formatter routine, and adds a memo function.

Spreadsheets have been available for the 100 almost since its release. Now Radio Shack has decided to enter the fray with a machine-language program called Spectaculator. When you begin loading machine-language files into your 100, though, you have to be careful. Bill Walters (page 24), who has left Tandy to return to his former occupation as an airline pilot, explains how to handle more than one machine-language program like Spectaculator in your 100.


Bill's job-move sidetracked his DVI data-base series this month, but he should be back to the adventures of Joe Example next month.

TABS AND 2000. When you're writing a program, it's nice, but tedious, to have your prompts centered on the screen. David Busch, in this month's installment of automatic 100 (page 14), provides a utility to automatically center your screen messages.

Our telecommunications columnist, Bill Loudon, has become the proud owner of a Tandy 2000 "ultra-high performance" computer. After buying such a sleek machine, he couldn't resist the temptation to write about it, so he's departing from his normal discourse this month to explain how he linked his 2000 to his 100 (page 21).

PRO AID. Model 100 owners needing a powerful machine-language utility program for their computer will delight in Pro Aid from Micro Demon (page 56). Carl Oppedahl, who has written an advanced programming book for the 100, goes beyond reviewing Pro Aid by explaining how it uses RAM vectors to accomplish its keyboard routines and how the 100 handles machine-language files. ◀

MAIL 100



Editor's Note: In addition to letters from our readers, we also include in Mail.100 letters from CompuServe and The Source. Those message writers are identified by their CompuServe (CIS ID) or Source (STC ID) identification numbers.

SECOND GENERATION NO THREAT

The news of coming second generation lap-sized computers frequently prompts questions about Radio Shack's plans. We don't publish sales quantities, but Tandy President John Roach has said the Model 100 has been most successful with journalists and in the corporate marketplace.

It's no secret that more portables will be coming from Radio Shack. We still aren't ready to go into detail. Our business users' group was told not to expect a new model until calendar 1985. That still looks accurate to me.

A few personal thoughts on this market. Part of the 100's appeal is its size, shape, and weight. It is clean, simple, and no bother to carry. Another major acceptance factor has been Radio Shack's readily available service and support. There'll be a market for larger, heavier second-generation models with flip-up screens, more memory, and disks, but most likely on a "carry it when you need it basis." This market may be small compared to the 100's market. More may not always be better if it sacrifices convenience!

And then there's price. The 100's price is justifiable for the convenience it offers, even to non-travelers. A 2000- to 4000-dollar pricetag will make need imperative for most users, and it'll compete directly with powerful desktop computers.

It would seem to me that for memos, reports, email, communications, and many true computing functions, smaller and lower-priced computers like the

100 will continue to enjoy a major position in the universe of lap computers.

Ed Juge
Radio Shack
Fort Worth, TX

NOT UP TO SPEED

I'm using an old serial line printer attached to my 100's RS232C serial port. The printer runs fine at 1200 baud. But I wanted to run it at its maximum speed of 9600 baud. This requires handshaking between the printer and the 100 to prevent printer buffer overruns.

The printer doesn't have XON/XOFF protocol capabilities but instead raises a busy signal when its buffer is full (the case with many older printers). The solution to this is to tie the busy signal to the clear to send (CTS pin 5) input of the RS232 port. When busy/CTS goes low the output stops until busy/CTS goes high.

However, the software in the 100 ignores both the CTS (clear to send) and the DSR (data set ready) inputs even though the hardware is in the 100 to perform the function. Why Radio Shack and Microsoft neglected to monitor these signals when everything that's needed is there is beyond me. It also violates true RS232 protocol.

It's possible to monitor these signals using a Basic program which reads port C of the 81C55 IC in the 100 using the INP Basic statement. Port C—BB (HEX)—187(DEC.), and the bits in port C that we want to look at are PC5(DSR) and PC4(CTS). These are the "not" terms and the bit will be turned off if the signal is true. Port C also contains the printer, BCR, RS232, and timer status bits. BIT0=timer, 1=printer busy, 2=printer busy, 3=BCR(input), 4=CTS, 5=DSR.

Run the test program (program listing 1) and use a small piece of wire to jump pin 4(RTS) to pin 5(CTS) and pin 4(RTS) to pin 6(DSR) on the RS232 connector. You'll see the bits change to

correspond to the appropriate signals. With this information you should be able to write a program that'll allow handshaking between the 100 and older types of RS232 devices.

I gleaned this information from the Model 100 service manual Radio Shack P/N 26-3801/3802. I recommend this manual, even if you aren't hardware oriented. However, beware that some of the information is incorrect and/or misleading.

Charles M. King III
El Cerrito, CA

```
10 OPEN"COM:5711D"FOR OUTPUT ASI
20 AZ=INP(187) AND# 48
30 PRINT AZ:PRINT#1,AZ
40 GOTO 10

AZ=00 CTS AND DSR=ON
AZ=16 CTS=OFF, DSR=ON
AZ=32 CTS=ON, DSR=OFF
AZ=48 CTS AND DSR=OFF
```

Program Listing 1. Serial Test.

TWO THANKFUL READERS

My thanks to Henry Kisor (see *Portable 100*, April 1984, page 46). The suggestions in his article helped me improve my NEC PC-8201 to Osborne connection. Like Mr. Kisor, I bought the NEC for portable word processing, uploading to the Osborne for a permanent disk copy, and the editing and printing of long documents.

Unlike the 100, the NEC supplies line feeds with the exception of the hard carriage return. Reformatting of the uploaded NEC text was much easier, needing only to seek out the end of paragraphs for the time consuming deleting of the "-", overprint flag, and adding of a hard carriage return.

Micro Demon brought you three sensational programs...

Here's four more!



1 ASM - A Powerful 8085 assembler. ASM contains all the features you expect in an assembler as well as several features that are specific to the model 100. For instance, there is a built-in macro library that will simplify writing code. Among these macros are relative branch instructions for programs intended to be called from BASIC. ASM comes with extensive documentation, including lots of information on the ROM. Example programs will help the novice get started with machine language programming. The perfect way to learn about machine language.

2 TEL PRO - A TELCOM enhancement. With TEL PRO you can remain connected to the phone line and still read the menu, kill files, read text files, upload BASIC programs (with .BA extension), download the screen, access the time, set an alarm, delete unwanted carriage returns from downloaded BASIC programs, and more. An excellent companion program for PRO AID.

3 Questn - Artificial intelligence with a sense of humor. Ask this program any question, and it will respond with a relevant, often humorous reply. Philosophical and personal questions are the best. A nice program to show off your computer. Requires at least 24K memory. Questn comes with a list of questions for those who have trouble thinking of something to ask.

4 Napoleon - It's you against the computer. In this card game from England, each player gets a bid and the high bidder tries to make his contract. The computer makes a worthy opponent. You can choose the computer's style of play.

Send mail orders and requests for information to Micro Demon, Inc., P.O. Box 50162, Columbia, SC 29250. Visa and Mastercard are welcome. Or, call our 24 hour order line, 803-733-0980.

PRO AID, DASM & Music

PRO AID - Still our number one product. PRO AID is a machine language program that adds many powerful features to your model 100. You get 26 new, easy to define, super function keys that can be used in TEXT and TELCOM as well as BASIC. You also get automatic line numbers, instantaneous deletion of any range of BASIC lines, a special calculator mode with new BASIC commands, immediate access to MENU programs, a program status key, and much more. PRO AID uses less than 1.8K of your memory, and can be located anywhere there is room. PRO AID comes with complete documentation.

DASM - A full featured disassembler. You can easily follow the logic of a program that contains many jumps and calls. During the disassembly process, you can inquire about such things as contents of memory, and the keyword for a given token. The latest version has a split-screen feature that allows you to review the previous 8 lines of disassembly.

Music - Using a modified SOUND routine, it becomes possible to hold a tone as long as a key is held down. This makes it possible to turn the model 100 into a musical instrument.

Name _____

Address _____

City _____ State _____

Signature _____

Card Number _____ Exp. Date _____

Quantity	Product & Price	Total Price
	Pro Aid (\$39.95)	
	ASM (\$69.95)	
	Tel Pro (\$49.95)	
	DASM (\$29.95)	
	Questn (\$29.95)	
	Napoleon (\$29.95)	
	Music (\$19.95)	

Paying by:

- Visa
 Master-Card
 Check

Total Cost of Items: (SC Residents Add 4%)	
Shipping & Handling (Overseas is Extra)	\$1.50
Total Amount Due:	

MICRO DEMON, INC.
P.O. Box 50162
Columbia, SC 29250

Simple modification of Mr. Kisor's program (see program listing 2) now reduced that process to one of seeking the end of paragraphs to add a second hard carriage return.

One article like that makes a subscription well worth the money and usually I get at least one good tip a month from *Portable 100*.

Greg Bouffard
Redondo Beach, CA

I want to personally thank John Andreasen for trying to help me get my

Realistic Microcassette tape recorder to work with my 100. (See *Portable 100*, January 1984, page 20.) For the past year I've tried to get the two working and ended up throwing the microcassette against a concrete wall.

But I purchased a Sanyo Microcassette TRC5850 and am happy to report it works fine with my 100 with no adaptations. Once in a while it'll create I/O errors when loading a basic program and you have to play a little with the volume setting. If you want a guaranteed error-free load you always can

load your programs straight into a regular tape recorder and then transfer them to the microcassette.

But this to me is an inconvenience, carrying around a device that measures 5-by-2 $\frac{1}{4}$ -by- $\frac{3}{4}$ -inches instead of the size of a regular tape recorder. In addition, the tapes are small and it's easy and quick to find programs using fast forward and reverse. Even with the portable disks and wafers coming out, I'll continue to use my Sanyo microcassette for saving and loading on the run.

Lee Steffens
Little Chute, WI

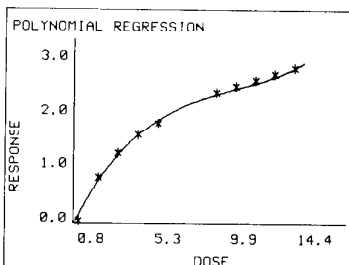
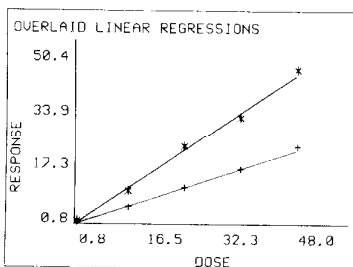
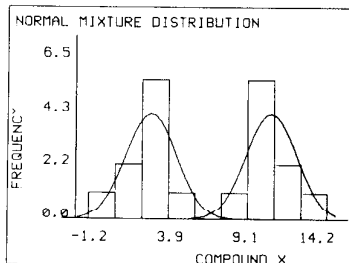
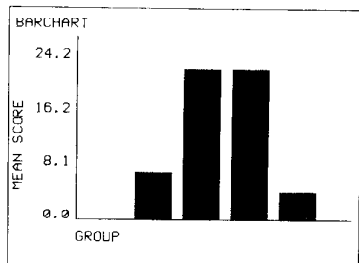
The Portable Statistician

Software package to make your Radio Shack Model 100 and CGP115 color plotter into a portable statistics/graphics workstation.

Features:

- Descriptive statistics
- t-statistics
- One-way, two-way ANOVA
- Repeated measures ANOVA
- Linear regression
- Nonlinear regression
- Multiple regression
- Chi-square
- Mixture analysis
- Histograms
- Scattergrams
- Barcharts
- Line charts
- Linear plots
- Nonlinear plots
- Normal dist plot
- FISHER's exact test
- YATES correction

ONLY
\$99⁰⁰



Also available for IBM PC and XT

TRS-80 is a registered trademark of Tandy Corporation

IBM is a registered trademark of International Business Machines Corporation

Works with 32k or 24k versions

Statware

7413 Lake Street
Morton Grove, Illinois 60053
312/248-8836

```
10 CLC:PRINT, "MVC TO OSBORNE"
20 MAX FILES = 2
30 EFS = CHR(26)
40 PRINT:FILES
50 PRINT:INPUT ".DO FILE TO SEND";FIS
60 IF FIS="" THEN 50
70 OPEN FIS FOR INPUT AS I
80 OPEN "COM:SNB2IS" FOR OUTPUT AS O
90 AS=INPUT$(1,1)
100 PRINT F$;AS;
110 IF EOF (I) THEN 130
120 GOTO 90
130 PRINT #2,EFS
140 BEEP:MENU:END
```

Listing 2. NEC to Osborne.

READER OFFERS PRODUCT HELP

As a regular reader, I appreciate every issue, especially your reviews. One of your advertisers, PG Design Electronics, advertises a 32K CMOS expansion. I haven't been able to ascertain from them if the expansion fits inside the existing case, if additional power is required, and if so, is it external and at what voltage. In other words, if I spend \$325 will it work and what will it look like when it's set up?

I now have my 100 in a case made by Kangaroo (a very nice product) and a battery pack of 4-C cells in the pouch inside the case. This makes a nice compact unit, an arrangement I'd rather not upset.

Fred W. Forrester
Santa Barbara, CA

For those of you who are unsure, I thought I'd tell you about my experience with PG Design Electronics. I took part in a group buy.

When the unit arrived, it didn't have the BATT.DO file and wouldn't hold a file for longer than a minute or two. I called PG on a Sunday night and received a great deal of assistance.

First, the batteries in the unit weren't fresh, but even after changing to new ones, the chip wouldn't hold a file. They sent me a new chip the next day, which works wonderfully. I can honestly say I've no reservations about dealing with them.

The chip probably has a poor battery

connector, but their response was dramatic and prompt: I was impressed.

I do recommend that if your unit arrives without the BATT.DO file, be cautious with your data. Consider removing the unit and checking the batteries. Then, enjoy.

Rick Davidson
71646,1276

FAREASTENTOURAGE

Not only has the 100 become standard equipment for traveling reporters, but on President Reagan's recent trip to China, it became an essential tool. Many reporters carried EP-22 Brothers or EP-44s as printers because it was known in advance that while the 100 would transmit to home offices during the pre-China stops (California, Hawaii, and Guam), it wouldn't work once in Beijing.

The press room was awash with 100s hooked to Brothers in order to print out copy for the Telex operators. (The Chinese were said to be monitoring lines making phone transmission by 100s possible.)

It was noted that EP-22 owners were extremely jealous of reporters with EP-44s because of copy quality and the fact the 22s had to be run at 75 baud, while the 44s could go at 110.

Bruce Drake
CIS ID 71436,323

EASIER WITH MS-DOS

To file transfer, you suggest using LDOS (see *Portable 100*, June 1984, page 54). This can be done more easily using MS-DOS. To configure the 100 as your console device, simply type the information in exhibit 1 at the DOS prompt:

The first line opens a new file for console input. The file is called m100.bat, and will contain the instructions to accept the 100 as the console device. The next two lines are the only instructions needed by MS-DOS to divert screen and keyboard I/O to the 100. The third line is a control-Z to close the file. The last line invokes the 100 batch file. Now your 100 is the console for your desktop computer.

On the 100, enter TELCOM, press F3 for Stat and type in TELCOM: Stat 88E1E. Then press F4 for Term and press enter. You'll see the A prompt on your 100 screen. You can now experiment to see which programs can work

with your 100 screen. I doubt any editor or spreadsheet would work, but you can upload and download text files with the copy command. To give control back to the desktop, simply type A>ctty con on the 100. To return control to the 100, type A>M100 on the desktop keyboard.


Operating-system facilities are wonderfully useful, but when LDOS and MS-DOS were written, the 100 didn't exist. File transfer by these means is at best clunky and is often user hostile. Only text files can be transferred, and

there's no error checking. Even the simplest operating systems require dauntingly cryptic commands to set things up for communication, and if it doesn't work as promised, figuring out the problem can waste hours.

Michael Stanford
Portable Computer Support Group
Dallas, TX

```
A>copy con m100.bat
mode com1:96,e,8,1
ctty com1
^Z
A>m100
Exhibit 1. MS-DOS Transfer.
```

MAKE YOUR ENTIRE SYSTEM... PORTABLE



Around Town . . . or Around the World


Now, take your *entire* computer system with you anywhere you go . . . completely protected . . . in a custom-designed case by Cabbage.

So light-weight, you can carry it with you like a briefcase. So rugged, you can ship your computer . . . plus, any combination of peripherals . . . safely and easily across country or around the world by commercial transport.


You Can Trust Cabbage Quality!

Over the last decade Cabbage has become widely recognized as one of the foremost manufacturers of custom-designed electronic, scientific, and audio-visual equipment cases in the world. Cabbage experience, quality, and craftsmanship is unsurpassed and unchallenged. We use only the finest, most durable materials and hardware, throughout. Each Cabbage Case is a custom-made, personalized piece of equipment . . . designed to satisfy your specific problems and needs. It is even exclusively serial numbered for your convenience and protection. You get all the extras . . . at no extra cost.

If it must arrive in perfect condition . . . protect it in a Cabbage Case.



Heavy-duty, nickel-plated steel hardware




Durable, high density foam interiors

CABBAGE CASES

2458 Wood Avenue • Columbus, Ohio 43221
(614) 486-2495

"Nothing's Tougher . . . Than a Cabbage"

THE WIRE



COMDEX-ATLANTA

DEEP SOUTH BECOMES WATERSHED FOR LAPPERS

By Mike Greenly and John Mello

Tandy President John Roach may have given the keynote address at Comdex-Atlanta, but Hewlett-Packard stole the show.

The manufacturer of the latest hot lap-sized computer, the HP-110, has pledged to be an aggressive force in the computer market and it used the spring computer dealers exposition in Atlanta to show it.

To woo the press, the California company set up a press room decked out with dozens of 110s. Want to test drive this Porsche of portables? Reporters were allowed to wheel one out for a day.

While Roach, who ramrods the enterprise that fueled the trend in portables with the introduction of the TRS-80 Model 100, addressed a sparse crowd, Hewlett-Packard held a press conference announcing a new agreement with Computerland to distribute HP computers and peripherals, and released a study by Inforcorp, a California research firm, claiming HP would be just behind Apple and IBM in sales of computers in the \$1000 to \$6000 price bracket.

Computers in that bracket would account for \$12 billion in retail sales this year, the study said. The Big Blue, IBM, would have one-third of that market (\$4 billion), Apple one-fifth (\$2.5 billion), and Hewlett-Packard 6.1 percent (\$748 million). Tandy was pegged with 5 percent of the market, Digital Equipment Corporation and NEC with 3 percent.

Also at the press session, HP cited consumer research indicating the firm's entry into the lap-portable market was increasing the public's perception of the company as a manufacturer of desktops.

"Almost everyone who uses a desktop computer wants, at some time or another, to take those capabilities away from the desk," HP Executive Vice President Paul C. Ely Jr. said. The 110's 272K of RAM, he added, is more than most desktops have. The 110 and HP's new \$3495 laser printer are symbols of the firm's intention to be "among the key players in the personal computer market."

Roach admitted, during his address, technology isn't the driving force it used to be in the marketplace.

"Promotion is more important than technology these days," he said, adding the industry would spend \$750 million to promote its products this year.

"Distribution is more important than technology," he continued. The real problem there, he explained, is sales

people can only learn so many machines and so many software packages, so the limits of distribution are restrictive.

While there were familiar names like Hewlett-Packard and Tandy at Comdex, there also were many new companies. Some 53 percent of the exhibitors had never displayed their products at a Comdex before the one in Atlanta.

And there were some notable absentees. Apple, its marketing machine in high gear during the first quarter of this year, ignored the show. Kaypro was there, but its announced-but-unannounced IBM-compatible lap-sized computer to be manufactured by Mitsui wasn't.

The only new briefcase model announced at the show was by a member of the Old Guard of Computing, Morrow. It's portable entry, the "Pivot," comes with 16-line-by-80-column screen, one 5.25-inch double-sided disk drive, built-in 300-baud modem, and 128K of RAM. The 16-bit computer has an 80C86 processor and runs MS-DOS 2.x. Built-in software includes a word-processor, calculator, and clock.

Two of the machine's unique features are its fold-down keyboard and clock displaying a map of the world to enable a user to keep track of time anywhere.

Being a "hot" market, portables were given special treatment in their own seminar led by Gene R. Talsky, president of Professional Marketing Management Inc. Joining Talsky at the seminar were Chris Christianson, senior analyst at the Yankee Group, and David Kay, vice president for marketing for Kaypro. A similar seminar was held at the winter Comdex in Los Angeles (*Portable 100*, June 1984, page 11).

Talsky said the current portable market is very fluid. "Quicksand," he noted, "may provide a firmer foundation than today's market does."

He echoed Roach's remarks: "Today success means good marketing, not good product. There are an awful lot of products dying."

Christianson emphasized communications are a fundamental application for portable computers. In order for this market to grow, he contended, these micros' communications capability must grow also — even if it results in adding \$1000 to the price of the machine.

He predicted in the next one to two years, tone pagers will be built-in lap computers telling a person he or she has a message waiting for them on CompuServe or The Source.

Those computers will also have more sophisticated spreadsheets, he added. Currently, he said, Convergent Technologies is working on moving Lotus 1-2-3 into its Workslate lap portable.


A hint that discontent with IBM may be infecting some industry members emerged during Kay's presentation at the seminar. He sparked scattered applause when he commented, "The bad news is, the industry is still confused."

NEW HIGH SPEED TEXT FORMATTER WORDSTAR™ COMPATIBLE


American Micro Products presents, **The Journalist**, a new text processing program that allows the user to view up to sixty-four lines of text directly on the Radio Shack Model 100 or

the NEC 8201 display. The Journalist is an extremely fast assembly language program that operates at about 4000 characters per second or one page per second.


Change the margins and watch the text instantly reformat itself on the screen!



Right margin at 99, right justified, single spaced



Right margin at 65, right justified, double spaced



Right margin at 60, ragged right, single spaced

The Journalist has an impressive list of features:

- WORDSTAR compatible
- Pause between pages
- Left & right justification
- Footing capability
- Change margins
- Page numbers in heading or footing
- Forced and conditional paging
- Start at page, stop after page
- Auto page numbering
- Change page length, vertical margins
- Center Text
- Omit page number
- Embedded printer controls
- Set page number
- Multiple copies
- Embedded comments
- Variable line spacing
- Abandon printing
- Heading capability
- Plot Text
- Merge other files
- Boldface and underline

Call or write for information describing our other model 100 and 8201A programs: SPREADSHEET, SPREADSHEET TEMPLATES, INCOME PROPERTY ANALYSIS, PORTFOLIO ANALYSIS, CURVE FITTING, HISTOGRAM AND PLOT, EQUATION SOLVER, EQUATION SOLVER TEMPLATES, RPN CALCULATOR, FORTH, FILE MANAGER, and ASSEMBLER.

**YOU EXPECT THE BEST FROM
AMERICAN MICRO PRODUCTS**



AMERICAN MICRO PRODUCTS, INC.

705 North Bowser Richardson, Texas 75081 (214) 238-1815



SUSIE SOFTWARE

874 East NW Highway, Mount Prospect, Illinois 60056 (312)577-5154

MICRO-MATH 1 #MM1 \$ 15.00

Converts your computer into a convenient calculator with 7 programmable memories. Destined to become the most often used program on your portable computer.

MICRO-LABEL #ML1 \$25.00

A deluxe list and label program. Data can be saved to both ram and/or cassette tape files. It allows up to 5 lines of data to be printed onto standard 3 1/2" x 7/8" labels and accepts a 6th non-printing data line for LCD display use. The program performs alphabetizing and searches for user assigned printing codes.

MICRO-FILES #MF1 \$25.00

A powerful data management program that permits up to 25 files of 12 fields each to be resident in the computer at one time. Each file can consist of up to 900 characters. The program can alphabetize, search on all fields and produce hard copies at the touch of a key.

MICRO-SALES #MS1 \$25.00

A point of sales and forms generation program in one! This program will generate personalized purchase orders, sales orders, receipts and invoices. All data can be saved to ram storage. The program is self formatting, eliminating the need for expensive pre-printed business forms, and since it can print consecutive copies, expensive multi-part forms are not needed either. The program even supports sales taxes and discounts and performs all math functions.

MICRO-FLITE #MP1 \$28.00

A flight simulator game with multiple airports. Instrumentation consists of an altimeter, air-speed indicator, turn & bank indicator, compass and directional finder, DME, fuel gauge and indicators for flap and landing gear positions. A simple keyboard layout controls throttle, elevator, rudder/aileron, flap and gear controls.

SPECIFY COMPUTER WHEN ORDERING:

- RADIO SHACK MODEL 100
- NEC 8201-A
- EPSON HX-20



SPECIAL!

- M-SALES
- M-FILES
- M-LABELS
- M-FLITE

ONLY **\$8995**

SPECIAL!

- M-LABELS
- M-FILES
- M-MATH

ONLY **\$5800**

Circle No. 10 on Reader Service Card

THE WIRE

IBM's steamroller tactics continue to inhibit industry innovation, motivation, and competition."

No show would be complete without its share of rumors. One gleaned from an "informed source" at Hewlett-Packard indicates Lotus's Symphony will be available in ROM form for the 110 before the end of the year. The upgrade is expected to cost \$200.

In an attempt to stoke the rumor boiler, Steve Deering, a reporter covering the show for The Source, approached representatives of Digital Research, manufacturers of CP/M. Deering's report of the encounter went like this:

"How is your relationship with IBM going along now?"

"[Digital Research is] very, very happy with our relationship with IBM right now."

"They said this with a grin on their faces so big that it made me think these guys are loving what is happening to them and that it is true 'CP/M is dead, long live CP/M.'"

"So I said, 'You know, guys, rumor has it that you are providing IBM with their new operating system. Any truth to that?'"

"With an even bigger grin, they said, 'We really cannot talk about that, but we are really very, very happy with our relationship with IBM.'"

Neither would a Comdex be complete without the introduction of nifty gadgets. One of the niftiest, a computer keyboard that recognizes its master's voice, was exhibited by Key Tronic Corporation.

The keyboard can be "trained" to respond to any dialect, accent, or language. Speaking into a microphone connected to the keyboard, a person responds verbally to prompts on a computer screen. This process, lasting about a minute, trains the keyboard to recognize the person's voice. Once that's accomplished, a person can manipulate the computer by talking to it.

A 100-word vocabulary of "macros" can be established for the keyboard by the user. This enables the user to get the machine to execute a series of commands at the sounding of a single word.

In a sense, spring Comdex represented a watershed in the young life of the lap portable market. The rising number of entries in the field shows portables are more than a journalist's tool or inventory-taker's gimmick.

All around Comdex, there were signs of portables coming into their own, portables with characteristics far beyond the capabilities of the Model 100. It made one realize how the Model 100 is increasingly becoming a nostalgic sign of the past, but also a window to the future. ◀

BRIEFS

Edited By John P. Mello Jr.

PRICE WARS

The sale some Tandy watchers predicted would last until the next generation of 100s is introduced ended June 1, and the old price structure — \$999 for a 24K unit and \$799 for 8K — took effect.

Meanwhile, NEC Home Electronics announced price cuts

THE WIRE

on its PC-8200, a sister machine to the 100. NEC pegged the price of a 16K 8200 at \$599 and a 24K unit with a 300-baud outboard modem at \$799.

Those cuts were the *official* ones. Some discounters went further. A week before the announced price cuts, 47th Street Photo advertised 8200s in the *New York Times* at \$419.95. And a company named Perscom in Columbus, OH, priced the machines at \$350 for a day.

100 COFFIN NAIL FOR 1810

Xerox Corporation withdrew from the portable computer market by abandoning its model 1810.

Xerox justified its move by saying its supplier, Sunrise Systems, failed to deliver the computer on time and the final product didn't meet Xerox's quality specifications. Sunrise denies those accusations.

But *Personal Computers Today*, an industry newsletter distributed on the Newsnet network, reported Tandy's Model 100 may have been a key factor in the 1810's demise.

Analysts told the publication the 1810 from its inception lacked the necessary features to compete with the Model 100 and was considerably overpriced.

Those analysts noted the 100 has 8-line-by-40-column screen, while the 1810 had a 3-line-by-80 characters. The 100, which includes a text processor, was also \$1000 less than the 1810, which needed add-ons for word processing

ATEX OFFERS 100 SOFTWARE

Atex, a major provider of front-end systems for newspapers and magazines, recognized the impact the Model 100 has had on the newspaper industry.

At the American Newspaper Publishers Association exhibition, Atex introduced a full-featured, personal computer interface program. The software supports remote input, full-password security, and sending and fetching of files and messages.

The software also allows a remote computer to get all Atex directories, including global and selective directories.

Atex chose two computers to demonstrate the program at the show: the IBM PC and the Model 100.

NEW PROCESSOR FOR PORTABLES

Harris Corporation has introduced a CMOS version of the 8088 microprocessor used in the IBM PC. According to Harris the chip "offers the same high computational performance as the Intel 8088 for only 10 percent of the power consumption.

A portable computer built around the processor, Harris claimed, could be used anywhere and operate for up to two weeks without recharging the battery.

The 80C88 has a 16-bit internal architecture and interfaces with memory and peripherals via an 8-bit bus. It is the companion product to the 80C86, a 16-bit processor introduced by Harris a year ago and used by most 16-bit portables now on the market, including the Hewlett-Packard 110.

Full production of the chip is expected by Harris in the fourth quarter of this year. ◀

SMALLTALK

- Transfer files to and from your IBM PC using a null modem cable
- Utilize the screen, printer and disks on your IBM PC
- Routinely archive your portable computer files to your IBM PC
- Specify TRS-80 M100 or NEC 8201A
- \$59.95 with null modem cable
\$39.95 without null modem cable

DIALTALK

- Transfer files to and from your IBM PC remotely over the telephone
- Utilize the screen, printer and disks on your IBM PC
- Routinely archive your portable computer files to your IBM PC
- IBM operates unattended with password access and event logging
- Specify TRS-80 M100 or NEC 8201A
- \$ 59.95 (single user license)
\$189.95 (5 user license)

NEW FOR THE APPLE 2C

- Connect your Apple 2c to your IBM PC
- SMALLTALK \$ 49.95 (cable not included)
- DIALTALK \$ 69.95 (single user license)
\$199.95 (5 user license)

SPECIAL GAME OFFER FOR M100 and NEC 8201A

- Lap Warmer Series by Solitary Software
- Number Challenge Memory Challenge
Repeater Deflection
Biorhythm Who Buys???
- \$24.95 if purchased alone
\$19.95 with any other purchase

Send check or money order to:

Key Solutions, Inc.

19 Silvermine Road
New Canaan, CT 06840
(203) 966-9773

Connecticut residents please add 7.5% Sales Tax

IBM PC is a trademark of IBM Corporation
TRS-80 M100 is a trademark of Tandy Corporation
NEC 8201A is a trademark of NEC
Apple 2C is a trademark of Apple Computer



BUSCH LEAGUE



DAVID BUSCH

AUTO PROGRAM — PART 4 TABBER CLEANS UP SLOPPY COMPUTER PENMANSHIP

This is the fourth in a series of columns by Dave showing Portable 100 readers how to construct a program generator. The columns are based on The Automatic TRS-80 by Dave and published by Tab Books.

Tabber is a simple, yet elegant and useful program. It doesn't create new program lines, doesn't make your computer operate 50 percent faster, and won't make your laundry whiter.

What it will do, though, is center automatically various prompts printed on the screen using print or input statements. Instead of sloppy screen formatting, you can have neat copy. And best of all, you only need to make one small change in your programming habits.

CENTER PROMPT. To center any prompt, simply type `PRINT TAB(1)` instead of calculating the proper tab position yourself. With messages to be printed to the screen, insert `TAB(T)`. If a program presently includes the prompt after an input or line input statement, you'll have to do some re-writing. This is because the 100 has no such thing as an `INPUTTAB(n)` or `LINEINPUTTAB(n)` statement (see example 1).

You even can run programs using `TAB(T)` without running them through Tabber. This is especially useful during program development and testing. Simply insert `TAB(T)` as you go along. Until the finished program has been processed by Tabber, all prompts with `TAB(1)` will be printed flush left, as long as the variable `T` isn't used within your program.

If not, it'll have a value of zero, and the program will tab zero spaces for each prompt. Then, when the program is done, save it in ASCII form, and run Tabber. It'll search through each program line. When it finds `TAB(T)` it'll measure the length of the prompt remaining, calculate how many spaces must be tabbed to center that message on a 40-column screen, and replace the `T` with an appropriate number.

RUN TABBER. The user enters the filenames for the input and output files, and a single line is loaded from RAM for a run. The next line looks for an occurrence of `TAB(T)` in the target program line. Since the string `TAB(T)` is fairly unique, no effort is made to check to see if it's contained in quotes, or after a remark.

Odds are, it'll never appear in your

program, except where you actually *do* want to center a prompt. This is mentioned because Tabber did crash when it was used to process itself. That happened because of line 150, in which `TAB(T)` is contained as part of the program and not before any prompt. In all other cases, `TAB(T)` will be followed by a prompt and a matched pair of quote marks. In this case, that was not so.

Whenever Tabber finds `TAB(T)`, it looks for the position of the first quote, loads the value of the rest of the program line from that quote, and then cuts off the line *after* the second quote (line 190). `B$` will then contain only the material in the prompt.

LINEAR MEASURE. The next step is to measure the length of the prompt, subtract that from 40, which is the screen width and divide by 2. The result, `D`, is the number of spaces that should be tabbed to center the prompt.

A new program line is then assembled in line 220, taking everything that appears *before* the `TAB(`, adding that to a string representation of the tab value (the leading space has been deleted in line 210), and finishing off with the rest of the program line, beginning with). Thus, the `T` has been deleted and replaced with a number.

The program then loops back to line 150 to see if any more `TAB(T)`s appear in the program line. This allows Tabber to process multiple `TAB(T)`s appearing on a single line. Once the work is finished, or if a line contains no `TAB(T)`s, control drops down to line 240, where `A$` is printed to disk and screen. A check is made in line 260 to see if the end-of-file has been reached. If not, the program loops back to line 140 to load another program line from disk. Otherwise, the processing is finished. ◀

```
WRONG:10 INPUT "Enter your name: ";A$
RIGHT:10 PRINTTAB(T)"Enter your name: ";INPUT A$
```

Example 1. Tabber Statement.


BUSCH

```
10 ' *****
20 ' * *
30 ' * Tabber *
40 ' * *
50 ' *****
60 CLEAR 1000
70 MAX FILES =2
75 ' *** Open files ***
80 CLS
   : PRINT
   : PRINT
90 PRINT "ENTER PROGRAM WITH TABS TO
   BE CENTERED:"
100 LINE INPUT F$
110 F1$=LEFT$(F$,4)+"TB.DO"
120 OPEN F$ FOR INPUT AS 1
130 OPEN F1$ FOR OUTPUT AS 2
135 ' *** Process a file ***
140 LINE INPUT #1,A$
150 C=INSTR(A$,"TAB(T)")
160 IF C=0GOTO 240
170 C1=INSTR(C,A$,CHR$(34))+1
180 B$=MID$(A$,C1)
190 B$=LEFT$(B$,INSTR(B$,CHR$(34))-1)
200 D=INT((40-LEN(B$))/2)
210 D$=MID$(STR$(D),2)
220 A$=LEFT$(A$,C+3)+D$+MID$(A$,C+5)
230 GOTO 150
240 PRINT #2,A$
250 PRINT A$
260 IF EOF(1)GOTO 280
270 GOTO 140
280 CLOSE
285 ' *** File processed ***
290 CLS
   : PRINT "FINISHED."
300 PRINT
   : PRINT
310 PRINT "Process another file?"
320 PRINT "(Y/N) "
330 A$=INKEY$
   : IF A$=""GOTO 330
```



TRS-80™

SAVE SALES TAX* PLUS DISCOUNT
*TEXAS RESIDENTS ADD ONLY 4



MODEL 100 32K

FORT WORTH COMPUTERS

WE ARE SERIOUS ABOUT SAVING YOU MONEY

(Located 30 miles from Fort Worth)

377 Plaza • GRANBURY • NR FORT WORTH, TEXAS 76048

TOLL FREE: 1-800-433-S-A-V-E

Monday thru Friday — 9:00 a.m. to 5:00 p.m.

(Order inquiries/ Customer Service &) IN TEXAS: 817-573-4111

Circle No. 49 on Reader Service Card

Gn-[]Bq_%r7ljmYY3@nxmh *

Fully integrated security program, SECURE for the Model 100, provides three-level file protection.

SECURE features:

- Excellent password LOCK prevents unauthorized use of your computer.
- LOCK can not be defeated by Break or Reset.
- SCRAMBLE function encrypts and decrypts text files using a user-supplied keyword — over 100,000,000,000 combinations. * Protect Valuable Data!
- Encrypted files retain full ASCII compatibility and can be Emailed.
- Built-in INVISI function enables hiding valuable files from the Menu.
- All Machine Code, only 865 bytes.

Price: \$39.95

includes cassette and manual
Add \$2.00 shipping and handling.
Pa. residents add 6% sales tax.
Check, money order, Visa, or MasterCard accepted.

SECURE SYSTEMS®

INCORPORATED

P.O. BOX 30 • BLUE BELL, PENNSYLVANIA 19422

(215) 925-2292 C/S ID-71256,545

Circle No. 43 on Reader Service Card

PORTABLE COMMANDER



JAKE COMMANDER

THERE ARE ALTERNATIVES TO BURNING MIDNIGHT OIL WHEN CREATIVITY STRIKES

Every now and then I find myself in the middle of a large programming project. And I love it. But after many years of wearing out pencils and keycaps in the cause of this noble art, I still fall into a few of the same old traps.

What usually happens is I face a computing task requiring a certain amount of time to complete. A simple estimation will tell me whether or not I can save time or effort by writing a program to perform a task.

Everything is simple and logical up to that point. Assuming that my estimations are reasonably accurate, I can often save myself some time on a project. Even if I only break even, I'll at least have increased my flying time as a

programmer, thus making me more proficient. But does it?

ADDICTED. Very often, when I write these one-off, custom-made programs I become addicted to the task. The program grows and grows.

Within my allotted time frame, the program will be in a usable form. By that time however, something always seems to happen that I'm never able to schedule for at the beginning of the project — I suddenly get creative.


Before you know it, the inspiration comes flooding down from the heavens. A subsequent glance at the clock reveals its hands in an early-morning stance and my eyes respond by sud-

denly becoming bleary. The project now begins in earnest.

It's not difficult to see this could all be blamed on a lack of discipline and I often chastise myself for it. But how can I be fair to my own sense of creativity? What am I supposed to do — stifle it in the cause of being a good boy? No thank you. The results of my extended efforts are nearly always useful to me, more useful than the originally planned program. Apart from that, I enjoy it.

CREATIVITY. So what's to be done? Do I write the program I have in mind at the start of the project and accomplish my task with a few quick flourishes across the keycaps? Or do I allow my creative juices to flow unchecked, spend an inordinate amount of time, and finish up with an even more useful program than I intended? I almost shamefully admit I nearly always choose the latter.

But as someone making a living at this thing, I have to stop somewhere.



Ask your dealer for the Porta™ series from Skyline—to help you work faster and better!

PortaCalc™—Model 100 “electronic spreadsheet” with 14 column by 26 row workspace! Full use of the built-in function keys to save, load, screen print, report print, or to look behind the data at the formulas in use.

Full arithmetic operators including exponentiation, absolute value, integer, summation, and averaging. Calculations are done to 14 digits of precision and displayed up to 9 digits. User selectable decimal place from none through seven—not just one, two or floating! Formula replication is included to allow fast creation of worksheets.

Worksheets may be saved, loaded, or merged using the computer's memory or cassette. Often used templates can be saved in memory for instant recall.

Two powerful utility programs are included with **PortaCalc** at no extra charge! **PortaDex™** is a data exchange program that allows reformatting **PortaCalc** files into the DIF format used by **VisiCalc**. **PortaPrint™** is an enhancement to the Model 100's text editor, adding the ability to adjust left, right, and top margins, and page length. Page numbering, headers, centered lines, flush right justification, new page control, and more.

Comes with extensive documentation in a padded 3-ring binder. Includes tutorial and detailed reference section. Fully illustrated with screen prints, examples and hints. **\$69.95**

PortaStat™—Correlation, regression analysis, and descriptive statistics package, designed to be a working tool for today's businessman. Data can be input from cassette, memory, or keyboard. Interactive with **PortaCalc** data files! Thoroughly documented, includes tutorial. **\$44.95**

PortaFin™—PV, NPV, FV, annuities, IRR, bond calculations and more! Handles up to 5 different loans or 100 series of cash flows simultaneously. This user-friendly package prompts you for the needed input data, then gives you the answer to your loan or investment problem. Interacts with **PortaCalc** files to avoid time-wasting repetitive data entry. Tutorial, examples, and bibliography included. **\$44.95** (Model 100 only)

PortaTax™—A tax planning, forecasting, and strategy program for the tax professional and upper income individuals. Calculates Federal Income Tax using all four possible filing statuses. Allows all sections (i.e. income, deductions, adjustments, and Keogh deductions) to be entered in detail (line by line) or in total. Automatically calculates longterm capital gain exclusion, maximum Keogh contribution, two wage earner adjustment, medical deduction limitations, and casualty loss deduction limitations. Calculates tax using both the tax rate schedules and income averaging, after IT determines whether or not the taxpayer qualifies for averaging and alternative minimum tax. Calculates self employment tax. All items needing to be paid are shown on a recap screen, with hard copy option. Full use of function keys. **\$99.95** (32K RAM recommended).

PortaMax™—The powerful “simplex” method of linear programming. Find the optimum “mix” for a given set of constraints. Interacts with **PortaCalc** files to avoid time-wasting repetitive data entry. Tutorial, examples, and bibliography included. **\$44.95**

Tele-Stock™—Stock market decision assistance, 12 to 24 hours ahead of the newspaper! Automatically calls the Dow Jones News Service immediately following the close of the market each day, retrieves the market activity for your investments, then displays and prints today's activity, 45 day high, low, close, and volume graph, and return on investment. Improve your investment performance for only **\$59.95** (Model 100 only)

All **Porta** series programs are supplied on cassette and require 24K RAM. Unless otherwise noted, all programs are available for TRS-80 Model 100, NEC 8201, and Olivetti M10. If ordering direct, add \$2.00 shipping and handling per order. Dealer inquires invited.



Model 100 is a trademark of Tandy Corp. VisiCalc is a trademark of VisiCorp. DIF is a trademark of Software Arts.

Skyline
MARKETING CORP.

4510 W. Irving Park Rd. • Chicago, IL 60641 • (312) 286-0762
24 hr. Modem Order Line (312) 286-9015

Circle No. 55 on Reader Service Card

PortaCalc

Time is, after all, money. There must be some way to optimize the mix of productivity and creativity; some way to "design in" some discipline from the start.

Of course I have a suggestion for anyone sharing my problem, otherwise what would I be writing this for? The answer seems to be to acknowledge the problem from the start and do what many programmers already do: flowchart the program. What else?

For those of you who have learned programming by hands-on, head-on meetings with microcomputers, flowcharting may be something you've not considered.

What do all those boxes, diamonds, and lines mean? For a start they often mean a considerable savings in time with anything other than a very short program. For diehards like me, they offer a solution to the program that threatens to become a monster.

BAD FORM. You may have heard it said it's bad form to start a program at the keyboard. Strictly speaking, that's true. But what if it's a simple one- or two-liner? What if the function of the

program is so simple and direct it would be a waste of time to invest time in program design on a piece of paper? In those circumstances, I'm afraid I'd start just like you're not supposed to ... at the keyboard.

The problem arises when the situation I've already described occurs — I find a couple of bells and whistles making the program less specific in its approach. Ergo, it will be more generally useful and will save me time in the future in some unforeseen circumstance. By flowcharting first, however, I have a chance to see what monster the program might become. Instead of programming my way out of a labyrinth, I can design the labyrinth myself.

What a flowchart lets you do is see the overall flow and complexity of your program. By designing it first on a piece of paper, you get some idea of the time it's going to require to code it.

IDEAS UNCHAINED. Not only that, but your creativity remains unfettered. Any new ideas can be inserted much more easily into a flowchart than a program. Problems in logic flow can literally be seen before they occur.

That's the main strength of a flowchart. It separates the logical design of a program from the actual mechanics of coding. There's no need to take into account which variables do what. Ideas can be incorporated as they occur thus freeing up the creative process and separating it from the logical process. The left and right hemispheres of your brain can remain friends.

Whenever I realize the project I'm about to embark on should be tackled via a flowchart, I write tighter, prettier code and the program is finished faster.

And no amount of commenting within the code beats the clarity of a flowchart. If you need to write the same program in Pascal instead of Basic, just take that flowchart and code it from scratch. The creativity and impeccable logic are frozen within the skeleton presented by that flowchart.

I hope I've convinced some of the "free-form" souls out there that there are ways of imposing discipline without sacrificing creative freedom. The simple application of lines, rectangles, and diamonds to paper can free you from yourself. ◀

ThinType™ 80

BATTERY POWERED LETTER QUALITY PRINTING

True Solid Font Portable Printing

ThinType's self contained A/C Adapter/Charger and Rechargeable Batteries provide Letter Quality Printing Anytime, Anywhere!

- 15 C.P.S. Bidirectional Impact Printing
- No Thermal-Ink/Jet Print Smear Problems
- Over 2 Million Characters Per Replaceable Ink Roll
- Easily Operates in Half a Briefcase

Retail Price: \$395



"Some Have It, Some Don't"

Abconix

The Portable Peripherals People
417 Wakara Way, S.L.C., Utah 84108

Call Toll Free 800-821-7093 or 801-582-9271



THANKS TO COMPU SERVE'S CB SIMULATOR, "DIGITAL FOX" ACCESSED "DATA HARI" AND PROCEEDED TO AN "ALTARED" STATE.

The CB Simulator, where CompuServe Subscribers can Access Friends and Influence People on 72 Different Channels.

Just pick your handle and get on line. From math to matrimony, there's always someone out there who speaks your language. Friends from all over the U.S. and Canada are at it 24 hours a day. Talking tech or just having fun. And if you've got a secret, just use the CB Scrambler.

That'll fool the "lurkers," those CB "see it alls" who get their kicks by watching. Or you can always use the private talk mode for guaranteed one-to-one conversation.

The CB Simulator is just one of CompuServe's many electronic communications options that include a National Bulletin Board, Professional Forums and Electronic Mail. Plus, there's a world of on-line information and entertainment all for the price of a local phone call plus connect time.

You can access CompuServe with almost any computer and modem, terminal or communicating word processor.

To receive your illustrated guide to the CompuServe Information Service and learn how to subscribe, call or contact:

CompuServe

Consumer Information Service, P.O. Box 20212
5000 Arlington Centre Blvd., Columbus, OH 43220
800-848-8199
In Ohio call 614-457-0802

An H&R Block Company

400K ON A SINGLE SIDE...
RECHARGES IN ONE HOUR, THOUSANDS OF
PAGES TRANSFERRED BETWEEN CHARGES.



Uses the main menu concept. You see the disk directory instantly, arranged on your M-100 screen like your main menu. Just move the widebar cursor and transfer files with a function key.

Uses SONY microfloppy diskettes, that have a rigid plastic casing and a metal core. They're tough and nonflexible. You can carry several in a shirt pocket without damage. 10 of these in your briefcase and you've got 4 megabytes.

Drive weighs only 3 lbs. and it works directly from the 110 outlet and recharges at the same time. Also you can operate it or recharge it from your automobile cigarette lighter.

Machine code programs, BASIC programs and documents all are saved and retrieved with no protocol - instantly, ready to run.

Sounds a little expensive, but portability in a disk drive is an engineering feat. It's worth the money to have the power and freedom that this Portable Disk Drive can bring you.



Portable Disk Drive

FOR THE MODEL 100

\$799.00

VISA/MASTERCARD/COD

PORTABLE COMPUTER SUPPORT GROUP

11035 Harry Hines Blvd. No. 207, Dallas, Tx. 75229

1-214-351-0564

CALL 1-214-351-0564

Circle No. 3 on Reader Service Card

Manufactured by PERCOM Data Corporation. ROM based operating system and access software by Portable Computer Support Group. Mastercard Visa COD. PCSG provides hotline software support for Model-100. Call 1-214-351-0564. Available now directly from Portable Computer Support Group. We endeavor to continue as The Leader in Software for the Model 100.



GETTING TANDY'S MIGHTY MITE TO TALK TO ITS MS-DOS FLAGSHIP

I thought I would depart a little this month from covering available data bases and discuss transferring files from your Model 100 to another microcomputer.

I just purchased a Tandy 2000 and the need quickly surfaced to use it to store my Model 100 files. Transferring files from the Model 100 to the Tandy 2000 is easy with two Basic programs.

I carry my Model 100 with me almost everywhere. I use it to write memos at work, on airplanes, or when the fish aren't biting in the mountains of Colorado. But when I get back home, I prefer to upload my document files to my Tandy 2000 for storage.

I wrote two simple Basic programs to transfer files from my Model 100 to the 2000. You will need a null-modem adapter from Radio Shack (26-1469, \$29.95) and a DB-25 to DB-25 cable.

MEWS TO 2K. First, the Model 100 program (program listing 1). Lines 10-20 set up the initial parameters. To transfer the file, you will need two files. One for the input file on the Model 100; the second for the output to be sent over the communications line.

Lines 30-40 prompts you for the file name (with .DO extension) that you will transfer from the Model 100.

Line 40 opens that file (F\$) for read only input as file 1.

Lines 50-60 open the communications line as file 2. I chose "COM:68N1E" for 2400 baud, 8-bit word, zero parity, and 1 stop bit. The final "E" will put the Model 100 in the XON/XOFF protocol which will ensure that one computer will not transfer too fast for the other computer.

Now that the files are opened, lines 80-120 actually do the file transfer.

Line 80 inputs a line at a time from the file and line 100 outputs that line to the Tandy 2000.

When the end of file is detected in line 110, the program will send a CHR\$(26) (control-Z) as an end of file marker to the Tandy 2000.

Line 140 closes the Model 100 file and ends the program normally.

BACK AGAIN. The Tandy 2000 program is very similar (listing 2). Lines 30-40 prompt for the file name and extension and opens that file for output "O" as file 2.

Line 50-60 opens the communication line on the Tandy 2000 for 2400 baud, 8 bits, zero parity and one stop bit. The ASC expands tabs to spaces, forces a carriage return at the end of each line, and recognizes control-Z, CHR\$(26), as the end of file marker.

Line 60 prints that the Tandy 2000 is awaiting the data from the Model 100.

```
10 MAX FILES =2
   : CLS
   : CLEAR 500
20 ESC$=CHR$(27)
30 PRINT
   : INPUT "Enter file.do";F$
40 OPEN "RAM:"+F$ FOR INPUT AS 1
50 O$="COM:68N1E"
60 OPEN O$ FOR OUTPUT AS 2
70 PRINT ESC$;"p Transferring file ";
   ESC$;"q"
80 LINE INPUT #1,A$
90 PRINT A$
100 PRINT #2,A$110IF EOF(1) THEN 120
   ELSE 80
120 PRINT #2,CHR$(26)
130 PRINT ESC$;"p File Transfer
   completed ";ESC$;"q"
140 CLOSE
   : END
```

Program Listing 1. Model 100 to 2000.

```

10 CLEAR 2000
20 CLS
30 INPUT "Enter Filename : ";F$
40 OPEN "O",2,F$
50 OPEN "com1:2400,n,8,1,ASC" AS 1
60 COL OR 0,7
   : PRINT " Waiting for COM "
   : COL OR 7,0100B$=""110IF EOF(1)
   THEN 160
120 LINE INPUT #1,B$125IF A$=CHR$(26)
   THEN 160
130 PRINT B$;CHR$(0)
140 PRINT #2,B$
150 GOTO 100
160 CLOSE
170 COL OR 0,7
   : PRINT " File transfered "
   : COL OR 7,0
180 END
    
```

Listing 2. Model 2000 to 100.

Lines 100–150 input a line at a time from the Model 100.

If a control-Z is detected in line 110, the program branches to line 160, where the Tandy 2000 closes the file, prints the completion message, and ends the program.

Line 130 prints the line received on the Tandy 2000 screen; the CHR\$(0) is a line terminator.

Line 140 prints the line to the Tandy 2000 file. Note CHR\$(0) is not needed here as the carriage return is sufficient.

LIMITS. The only limitation to this program is the file cannot have line lengths greater than 255 characters. Basic will truncate strings greater than 255 characters to the first 255 characters.

Basic programs can be transferred easily using these two programs, but the Model 100 Basic program must be saved with the ".A" extension prior to being sent to the Tandy 2000.

The Tandy 2000 program should work on the IBM PC or any other MS-DOS computer running MicroSoft's GWBASIC. ◀

THE PORTABLE SECRETARY

\$34⁹⁵

- Never miss an important appointment or forget a daily activity! • Specify future events by: Date, Time or Both! • Create a list of prioritized tasks to accomplish! • At the exact time and date specified, the computer will sound a bell and display your message! • Accepts data from NOTE.DO or your own text file! • Pre-program special phone calls. The computer will "look-up" the number and place the call!

THE PORTABLE SKETCH PAD

\$29⁹⁵


- Draw Pictures, Charts or just Doodle! • Fun for kids and adults alike! Machine Code routines allow: • Scrolling for almost unlimited vertical resolution! • Complete intermixing of text and graphics! • Ultra-efficient storage of the picture in memory! • Fast picture dumps to many popular printers! (Specify: Epson w/Graftrax, NEC 8023, Prowriter — Others Soon) • Pictures can be stored in RAM or on Cassette!

PASSCO

P.O. BOX 1528
CRANFORD, N.J.
07016

(Programs Require A Model 100 with a minimum of 16K RAM. N.J. Residents include sales tax.)

If the hard sell doesn't get you.



Take a look at what NEC 8200 can offer you for just one low price: \$599.00. In six out of seven hardware categories — including arrangement of cursor keys and portable peripherals — our 8200 beats the leading competition hands down. And because it's NEC, you know it's reliable.

- | | | | | | |
|---|--|---|---|---|---|
| • 16K RAM
(Expandable to 96K RAM) | • Five function keys
(shift to become ten) | • Easy to use cursor
cluster | • Compatibility with
These Peripherals:
Portable Floppy
Disc Drive
(Battery Operated) | Portable
Thermal Printer
(Battery Operated) | Monitor
Data Recorder
Full Size Printer |
| • N82 BASIC | • 40 character
X 8 line screen | | | | |

The soft sell will.

NEC not only offers more bundled software than you can shake a sticker price at, but also twenty-five additional programs.

Software Included in Purchase Price:

Text Editor
Telecommunications Scheduler
Memory Calculator
Loan Evaluator
Investment Portfolio
Linear Forecaster
Character Definer
Utility
Bar-code Reader Utility
Terminal Mode
Selector Utility
Bank-switch Utility
Music Songs
Music
Games
Text Formatter

Other NEC software @ \$49.95 each:

Personal Filer

General Statistics
Personal Tax Planning
Personal Financial Analysis
Personal Business Graphics
Personal Plan *
Personal Time Accounting *
Personal Real Estate Analysis
PC-8200 Assembler *

Also available from NEC. (Prices will vary):**

Dataaccount

Data Dex

American Micro Products, Inc.
File Manager
Income Property Analysis

Portfolio Analysis
Forth
TPlan/N-Plan Spreadsheet
T-Assy/N-Assy Assembler
Statistical Curve Fitting
The Journalist

Traveling Software

Time Manager
Appointment Manager
Sales Manager
Expense Manager
Project Manager
Accountant
Writer

Available from other software companies:**

Dataaccount
Appointments and Calendar *
Checking and Budgeting *
Financial Calculations *
Calculator *
Omnifile *

American Micro Products Inc.

Financial Management Spreadsheet Template
Business Management Spreadsheet Template
Sales and Marketing Management Spreadsheet Templates

RPN Calculator
Equation Solver
Scientific and Engineering Equation Solver Template
Business Application Equation Solver Template
Histogram and Plot Dealer Demo

Traveling Software

Traveling Communicator *
Portasoft Corp.
Construction Estimating*
Prospect Tracker *

Skyline Marketing Group

PortaCalc
PortaMax
PortaStat
PortaTax

Ceres Software Inc.

Elf-Writer
Elf-Cop
Elf 1 + 1
Elf-Banker

Chattanooga Systems Associates

Check Index
Calc
Auto Pen
Auto Pen N&A
Trip Book
TFile

* AVAILABLE SOON

#1 for me, NEC.

NEC
NEC Corporation

Tokyo, Japan

For the location of your nearest NEC dealer dial 1-800-323-1728. In Illinois, 1-312-228-5900.

NEC Home Electronics (U.S.A.), Inc., Personal Computer Division, 1401 Estes Avenue, Elk Grove Village, IL 60007, NEC Corporation, Tokyo, Japan.

Specifications and prices are subject to change without notice.

**NEC Home Electronics is not the producer of the software above. The user should be sure that any software used with the PC-8200 is suited for its intended purpose. NEC does not provide any warranty and has no legal responsibility for the software above.

BOTTOM LINE

BILL WALTERS



SPECTACULATOR HELP AND SOME WORTHWHILE TIPS ON MANAGING HIGH MEM

You may have noticed this column has a new title. The reason is due to my departure from Radio Shack. Quite a change for me. I'm now working for a major airline.

Since I'm no longer directly affiliated with Radio Shack, I would like to change the tone and viewpoint of this column. It may take me a while to get there, but I intend to review products related to the Model 100 (from Radio Shack and other sources), as well as cover business uses which might not be obvious at first glance.

Radio Shack has been delivering a spreadsheet program for about a month or two (hopefully). It's called Spectaculator and for \$49.95, it's a great buy.

Written in machine language, the program is very fast and compact (7960 bytes). Also, there is an optional help file. It can be loaded and used by a question mark. It takes 2260 bytes. If you don't want to have it loaded, you'll get a beep and a message to let you know Spectaculator can't use it.

HELP FOR HELP. Unfortunately, the manual is not clear on loading the file. Let's look at the steps necessary to get Spectaculator and the help file loaded into your Model 100. First, enter BASIC and type:

```
CLEAR 256,55000
```

This will reserve 256 characters for "string" space and set aside memory locations 55000 and higher as a "protected" area. The area cannot be accessed by any program until you issue a new memory allocation with another clear command.

Set up your tape recorder, rewind the tape to the beginning, and type:

```
CLOADM "SP.CO"
```

This command loads a machine-language program from tape and places it at the memory address specified by a series of characters given on the tape itself. When the program is found you'll see:

```
FOUND: SP  
Top: 55000  
End: 62960  
Exe: 55000
```

Also, if you didn't type CLEAR 256, 55000 you will see: ?OM ERROR. That means your Model 100 can't load the program into memory because you haven't reserved enough space for it. Nothing too bad, just type CLEAR 256,55000 and then try again.

After loading, the OK prompt will reappear. At this point, you have Spectaculator stored in executable form up in high memory. It will not appear on your main menu. So, you ask, how do I get this thing to work? Two ways. First, you can enter BASIC and type:

```
CALL 55000
```

This will cause BASIC to execute a machine-language call to the address where Spectaculator begins. This is okay, but if you're like me, you won't remember the address to use. Relax, there's a simpler way. Try this:

```
10 CALL 55000  
SAVE "SP.BA"
```

Now you have a one-line program on your menu and by running it, Spectaculator will be at your command.

SHARING .CO SPACE. All well and good, but I happen to have several machine-language programs. I want ac-

cess to all of them. That means I want each to appear on the main menu so I can load them at any time. Remember, if machine-language programs share the same address, you can use only one of them at a time.

Use SAVEM to save Spectaculator in the file storage area:

```
SAVEM "SP.CO",55000,62960,55000
```

Right now, you have two copies of the program stored in memory. One is in locations 55000 to 62960. The other is in the "floating" file storage area and its location will vary (see "Tandytalk," *Portable 100*, January 1984, page 16).

Now let's reclaim the upper area of memory with a CLEAR command:

```
CLEAR 256,MAXRAM
```

Notice I used MAXRAM instead of 62960. This is a shortcut. The Model 100 always knows what its upper memory limit is. You can see it by typing in Basic: PRINT MAXRAM.

Again, this is done from BASIC. Since it's cumbersome to renumber all this stuff, let's make it easier by making a one-line program do it:

```
10 CLEAR 256,MAXRAM: MENU  
SAVE "RESET.BA"
```

This sets up a program to reset the memory and jump back to the main menu.

You're not done yet with one-liners! Since Spectaculator isn't at an executable address, you have to do the following to run it:

```
CLEAR 256,55000  
LOADM "SP.CO"  
CALL 55000
```

You can shorten the program by using RUNM:

```
CLEAR 256,55000
```

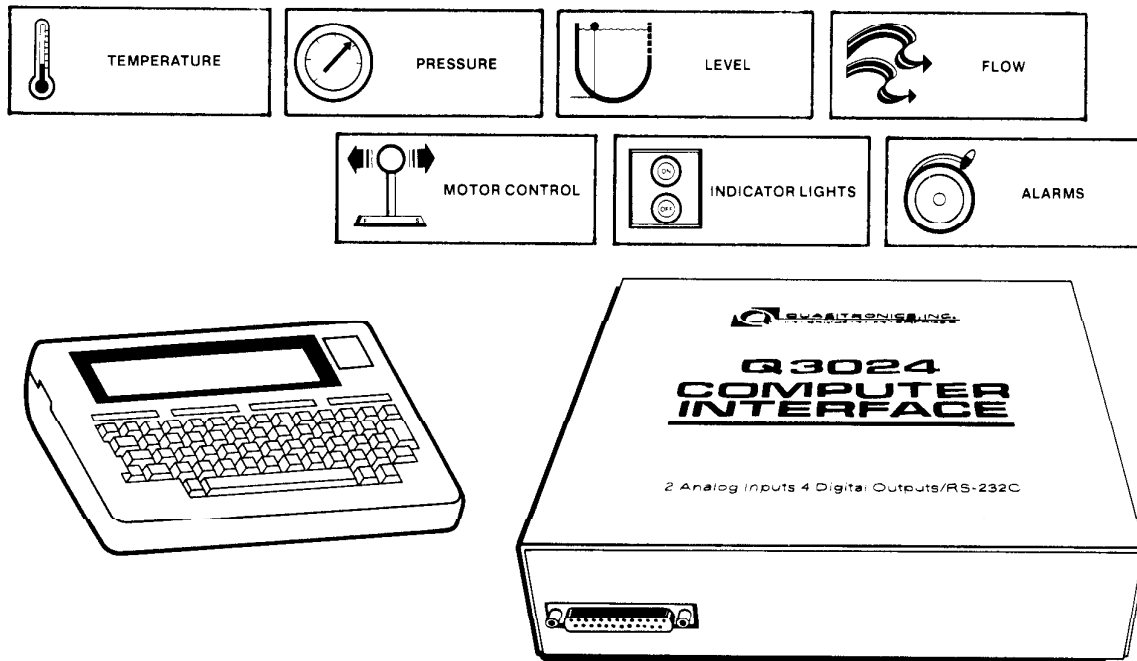
```
RUNM "SP.CO"
```

That's a lot to do each time you want to run your program. Let's let the 100 do it:

```
10 CLEAR 256,55000:RUNM  
"SP.CO"  
SAVE "SP.BA"
```

Now the main menu will display a machine-language "SP" file (SP.CO) and a

Make your Model 100 Grow... with the Q-3024 Interface from Quasitronics



For less than \$500* you can add this proven interface unit and expand your Model 100's capabilities. Now you can use it for data collection and to control and actuate alarms, motors, pumps, heaters, laboratory apparatus and a host of other equipment. Hundreds of these quality interfaces have been in use for over a year with documented results.

Take a good close look at this combination of performance benefits.

- Easy to connect to any computer with an RS232 serial port.
- Can be programmed through Model 100 in BASIC.
- Contains a Z-80 micro.
- Can store information on discs to permit long-term data logging (or it can print out).
- Provides 2 high resolution analog inputs; 4 digital outputs.
- Can rescale information into engineering units for your own programming.
- Can control up to 4 devices such as alarms and actuators.

- Sample software examples included on disc.
- Compact—only 8 $\frac{1}{8}$ " x 8 $\frac{1}{8}$ " x 2".

And there's more!

Quasitronics has specialized in interfaces for over a decade. The Q-3024 is just the first in a new and complete line of state-of-the-art interfaces. It's ready now for immediate shipment from stock.

We'll be adding other interfaces soon. If you'd like to learn more about Quasitronics, the Q-3024, and our expanding line of interfaces, call Chuck Jones, collect, or write to the address below. Dealer inquiries are most welcome.

*List price \$495.00 each (plus shipping). Quantity discounts available.



211 Vandale Drive, Houston, PA 15342 • Telephone 1-800/245-4192 Telex 81-2550

Circle No. 19 on Reader Service Card

From BASIC:
 CLEAR 256,55000
 CLOADM "SP.CO"
 (after loading is complete)
 SAVEM "SP.CO",55000,62960,55000
 Now, exit BASIC and enter TEXT
 Answer "File to edit" with:
 SPHELP
 Press function key F2 (load)
 Answer "Load from:" with:
 SPHELP
 After loading is complete, exit back to
 the main menu and you'll see two new
 FILES SP.CO and SPHELP.DO.

*Exhibit 1. Loading Help and
 Spectaculator.*

```
10 CLEAR 256,55000
:LOADM "SP.CO"
:KILL "SP.CO"
:CALL 55000
SAVE "SP.BA"
```

*Program Listing 1. Load,
 Execute, Erase.*

```
10 SAVEM
"SP.CO",55000,62960,55000
20 CLEAR 256,MAXRAM
:MENU
SAVE "RESET.BA"
```

*Listing 2. Restore File Copy and
 Reclaim High Memory.*

Basic one (SP.BA). If you want to get fancier, you can have the Basic program load the machine-language file into high memory and erase the file-space copy (program listing 1). This will free up 7,960 bytes.

CHANGE RESET.BA. You'll have to change RESET.BA to create a new menu copy of the program (listing 2).

The only problem with this approach is this program will stop execution when it completes SAVEM (line 10). You then have to say RUN 20 to finish up.

Be aware that if you make a big enough spreadsheet in Spectaculator, you may not be able to save a file-space copy, so don't reset upper memory unless you're prepared to reload the pro-

gram from cassette tape the next time you want to use it.

Phew! All that work and I still haven't told you how to load the help file! We know how to load a Basic and machine-language program; however, the help file is text file, so you must go to TEXT to load that!

Exhibit 1 has all the steps necessary to load Spectaculator (SP.CO) and its

POLAR ENGINEERING AND CONSULTING

FROM

FOR THE 100

No Optional RAM
 No Tapes
 Fast!
 Fits in Optional
 ROM Socket

••• Renumber BASIC • Assemble • Debug • Simulate • Disassemble •••

Polar Engineering
 and Consulting
 P.O. Box 7188
 Nikishka, Alaska
 99635

\$ 79.95

Plus \$3.00 Shipping and Handling

help file (SPHELP.DO). The steps shown assume you wish to save a file-space copy of the Spectaculator program. Be sure you lock your caps key when you type in SPHELP. If you don't, Spectaculator will be unable to find the help file and think you haven't loaded it.


Remember, while I have discussed the specifics of the Spectaculator program, these techniques will work with any machine-language programs; all you have to do is adjust the address locations appropriately.

I would like to close this month's column with a request. These articles are intended to be for your interest and help. If you have comments, things you would like to have discussed, new items to talk about, or different ways you use your Model 100 that might be of interest to others, I'd like to hear from you. ◀

Bill Walters is a pilot for American Airlines and formerly the Model 100 buyer for the Tandy Corporation. His mailing address is 2925 Conejos, Ft Worth, TX 76116. He also can be reached via CompuServe (70007,265).



Protect Your Model 100 In Style



\$109⁹⁵

PROTECT YOUR MODEL 100 COMPUTER!
The PROTECTIVE LEATHER CASE IS A MUST to protect your computer investment! Your computer becomes safely portable with its own hard LEATHER CASE and carrying strap. Carries over the shoulder or like a briefcase.

A storage compartment for accessories is neatly placed in the rear, and the reset button, RS-232, parallel printer port, phone jack, and cassette jack are accessible. We also are dealers for the NEC 8201A Portable Computer. (Call for price.)

FITS RADIO SHACK MODEL 100 PORTABLE COMPUTER. HANDCRAFTED BY BIANCHI LEATHER PRODUCTS, CALIFORNIA. VISA/MC/MO INCLUDED. 6% STATE TAX/CA. RESIDENTS \$3.00 SHIPPING & HANDLING.

RADIAL CONCERNS

(714) 683-2288

P.O. BOX 4751, RIVERSIDE, CA 92514

FUNKEY STUFF — 2: CALCULATING FILE SIZE AND MORE


Now that you're familiar with RFU's skeleton, Jesse shows you how to put some meat on the bones.

By JESSE BOB OVERHOLT

Welcome back! In the last installment I introduced RAM File Utility (RFU), a marvelous Basic program that duplicates most of the functions of the Model 100's menu in just a few thousand bytes. Before I start installing features into RFU, it's necessary to go back and tidy up its foundation.

BACKGROUND. As mentioned before, the subroutine at 50000 which reads the RAM file directory is crude, even though it gets the job done. The real problem, though, is that we want to know how long files are and that information isn't available using this subroutine. Therefore, 50000 must be replaced with a more comprehensive subroutine. Those of you who wrote it down in ink instead of pencil will recall that I warned you it would be changed. Spare me your tears! Refer to Listing 1, which contains the entire RFU program complete with all changes from last time.

In order to get all the information we need on each file it's necessary to go to the directory itself. In line 50010 a FOR-NEXT loop is set up to march through the directory. Note the use of an integer loop variable for speed. Due to the limitations on integer values, you must enter the loop values as negative numbers. (To obtain the true address just add 65536 to each number.) The purpose of this loop is to extract the name and address of each file and return them in arrays FL\$ (names) and FL! (addresses). For reasons to become apparent later, these entries must be in



the same order as the files are situated in RAM.

Each directory entry begins with a one-byte status code. Line 50020 skips inactive or unused directory entries, which have the most significant bit set to 0. Files in ROM are bypassed in line 50030.

ONE-LINER. By the time we reach line 50040 we know there's a *live* entry that we want. At that point we add 1 to NF (number of Files) and get the RAM address of the file (AD!) from the second and third bytes of the directory entry. If this is the first file found we then skip to line 50060.

A simple one-line sort is contained in line 50050. Well, it isn't actually a sort, but a routine which inserts each array element in correct order. Lines 50060 to 50080 pick up the file name. Note the use of MID\$ to build the name instead of the usual "X\$=X\$+..." method. I chose this because it causes less trashing of string space and is generally quicker.

When the loop finishes we wind up at line 50100. There the next free RAM address is tucked away in the last ele-

ment of the FL! array. Variable PB! is plugged with the address of the paste buffer. This may not seem like an important address to know, but not knowing it caused me endless grief during the development of RFU.

FILE SEARCH. Prior to leaving this routine, it's necessary to make sure that we found at least one file. This may seem silly, since one might assume the directory would at least contain an entry for RFU itself. Murphy was an optimist, though, so we check for a no-file condition just in case.

Most of the subroutines in RFU with line numbers 50000 and above can be used in programs of your own design. Reading the RAM file directory can be accomplished with subroutine 50000. It requires external definition of the two arrays (FL\$ and FL!). The returned values are NF (number of RAM files found) and arrays FL\$ (names of files in RAM) and FL! (addresses of those files). You might wish to end line 50090 with a return and omit lines 50100 through 50130. This step would allow your program to do its own no-files check.

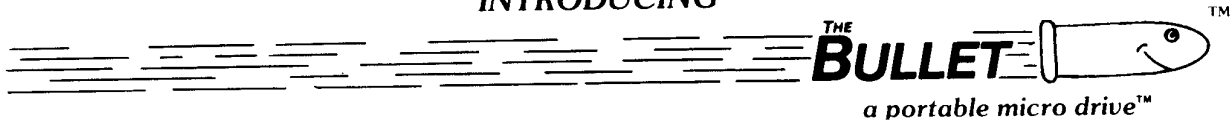
Subroutine 51000 requires the directory to have been read by 50000. It simply displays all files on the LCD and returns. No values are returned. Added routines are from lines 55000 to 56030 and lines 9000 to 9940. These routines are fairly simple and need no explanation. An ON ERROR GOTO was added to the end of line 110. Lines 51020 and 51030 were added to include free RAM in the menu display. Finally line 51050 was modified to the functions added in this installment.

ADDING FUNCTIONS. Here's the part of the course you signed up for. I know it's been tough going through all the preliminaries. They were necessary, though, so you'll be able to modify RFU for your own needs, and also so you'll be able to use the tools of RFU in programs of your own design.

The first function we will add to RFU is the one that should have been included in the 100 in the first place. I refer to the ability to see how long a given file is.

We will set up the "size" function to be invoked by the F1 key. Therefore it must begin at line number 1000. The first order of business, at line 1010, is to lock out other interrupts. This is done

NEW FROM HOLMES ENGINEERING INTRODUCING



A Small, Fast Storage Device

For your TRS-80™ Model 100, NEC 8201™, and
Olivetti™ M-10

FAST

Faster and easier than bulky
cassette tape storage.
Up to 50% faster than the PMD-100
(The Bullets older brother)

EASY

Ready to plug into the existing
computer RS232 port.
Operates on menu driven commands
from your computer

COMPACT

Fits easily into a briefcase with
your lap computer.
Carries a self contained re-chargeable
power supply for itself and the computer

ECONOMICAL

½ the cost of available floppy disk
storage systems
Extra wafer thin tapes store
up to 64K per tape

\$369.95*

INCLUDES:
THE BULLET, Manual,
Wafer Tape, Charger,
Connecting Cables

SPECIFICATIONS:

BULLET: DEM: 5½x8x2½, WEIGHT: 4½ lbs., 16K RAM
buffer, driver program is ROM based, files transferred at
9600 BAUD, Connecting Port: RS 232
COILED CABLE: LENGTH: 6 ft. **BATTERY:** 12V.
approx. 8 hrs. of power. **CHARGER:** 110V 50/60 Hz.
18V output will recharge power the PMD and computer.
WAFFER TAPES: 2½x19 16x3/16.

If you are not completely satisfied with these
Holmes products, you may return them for a
full refund within 30 days from date of purchase.

QUALITY
FROM
HOLMES

IM-100™

8K Memory Modules for the Model 100 and NEC 8201
direct plug in, no mod's required
only \$69.50*

USE YOUR:



WE CHARGE
WHEN WE
SHIP

For orders call or write:
Holmes Engineering, Inc.

5175 Greenpine Drive
Murray, Utah 84123
(801) 261-5652


*5% discount if you pay by cashier's check/M.O.

- Add 3% shipping in U.S., 15% outside U.S.
- Prices and specifications subject to change without notice.
- Some items may require 4-6 weeks for delivery.

PSST: WATCH FOR OUR CHIPMUNK™

Circle No. 22 on Reader Service Card

PROP LEGS



- Elevate your Model 100 to the proper angle for use
- Slip easily into rear screw holes in case
- Snug fit
- Non-skid rubber feet
- Durable plastic legs
- Handy — your Prop Legs fit in your pocket!
- Only \$5.00/pair

Includes shipping, handling, & CT residents sales tax.

Send check or money order to:

KJM Development

P.O. Box 698, W. Hartford, CT 06107

DEALER INQUIRIES INVITED

ASSEMBLER

An 8085 assembler for the Model 100. Use the built in TEXT program to create the source code. The full use of labels are supported, as are the following psuedo-operations:

DEFM	DEFB	DEFW	DEFS
ORG	EQU	\$	END

Tape.....\$22.95

LETS PLAY MONOPOLY

Match wits with your Model 100!! Plays just like a real game. Fast machine language graphics and sound effects.

Tape.....\$29.95

CUSTOM SOFTWARE
605 North C, #2
Wellington, Kansas 67152
316/326-6197

VISA

MasterCard

FUNKEY STUFF

using KEY OFF. As explained in Part 1, this is to prevent nesting of interrupts. Next the screen is cleared and the file name and address displayed.

PASTE BUFFER. In line 1030 subroutine 54000 is called. This little gem computes the file length. Since the file addresses in array FL! are in ascending order this should simply be a matter of calculating the difference between a file's address and that of the next file. When I did it this way, however, I sometimes came up with a length that was one byte longer than the file. After much fumbling, farkling, and some spectacular system crashes, I determined that this problem always occurred on the last document file.

A little research revealed the last document file to lie just below the paste buffer. This buffer is one byte long, even when empty. (The paste buffer always is empty when running RFU. This is done by the "MAXFILES=" statement.) To solve the problem I created a subroutine to calculate file length. It gets the address of the next higher file, in 54010, and then checks to see if the paste buffer lies between that file and the one we're interested in. If it is, then the paste buffer address is used for calculation.

Lines 1040 to 1060 perform a public service for hard-core SIG addicts. They calculate and display the time necessary to upload a document file using TELCOM and the built-in modem. It should be noted that this time is based on a total of 10 bits per character. If you use

2 stop bits, the time will be about 10 percent lower.

Lines 1100 and 1110 wrap things up. In 1100 we call a subroutine to wait for the enter key to be pressed. This is done so the user will have time to read the display, dump it to a printer, take snapshots, or whatever. Then we call 51000 to rcdisplay the menu and 52000 to reselect the file that was highlighted when F1 was pushed. Finally we return. Note that we never do a KEY ON in this routine. That is handled automatically in line 310 when we return.

BETTER PRINTING. Ciddy from my success in displaying file sizes, I turned to the second major deficiency of our porta-puter. The barn-burner here is the meager print capability for document files. Now I know a number of folks are putting their kids through college by selling word-processing programs for the 100. I'm not talking about anything that extensive (or expensive), just a simple utility that could print a file in pages with margin control. Lines 2000 through 2910 are the product of my efforts. This routine is used to list the file selected by the cursor on the menu. Variable IX always points to the file in FL\$ (and FL!) whose name is under the cursor on the menu.

Again we open with the traditional KEY OFF to prevent surprises. Next, in 2020, we check for some misguided lunatic trying to list a Basic or machine-language file. Sorry gang, document files only. Line 2030 is an example of democracy in action. You get to choose

Program Listing 1. RFU Version 2.0.

```

1 'RFU by Jesse Bob Overholt
2 'version 2.00
100 'Initialization
110 CLEAR 800
      : MAX FILES =2
      : DEFINT A-Z
      : ON ERROR GOTO 9900
120 DIM FL$(25)
130 ES$=CHR$(27)
      : RV$=ES$+"p"
      : NV$=ES$+"q"
      : CL$=ES$+"k"
      : CF$=ES$+"j"
140 CC$=CHR$(29)+CHR$(28)+CHR$(30)+CHR$(31)+CHR$(13)

```


FUNKEY STUFF

```

190 ON KEY GOSUB 1000,2000,3000,4000,
      5000,6000,7000,8000
200 'Read directory & display it
210 GOSUB 50000
220 GOSUB 51000
      : IX=1
230 X$=RV$
      : GOSUB 52000
300 'Select file & get function
310 PRINT @0,DATE$ ;" ";DAY$ ;" ";
      TIME$ ;
      : KEY ON
      : X$=INKEY$
      : IF X$="" THEN 310
320 CC=INSTR(CC$,X$)
      : IF CC=0 THEN 310
      ELSE KEY OFF
      : X$=NV$
      : GOSUB 52000
330 PRINT @240,CL$;
      : ON CCGOSUB 400,500,600,700,800
340 X$=RV$
      : GOSUB 52000
      : GOTO 300
400 'Cursor left
410 IF IX>1 THEN IX=IX-1
      ELSE IX=NF
420 RETURN
500 'Cursor right
510 IF IX<NF THEN IX=IX+1
      ELSE IX=1
520 RETURN
600 'Cursor up
610 IF IX>4 THEN IX=IX-4
620 RETURN
700 'Cursor down
710 IF (IX+4)<=NF THEN IX=IX+4
720 RETURN
800 IF RIGHT$(FL$(IX),2)="BA" THEN
      RUN FL$(IX)
810 IF RIGHT$(FL$(IX),2)="DO" THEN X$=
      "Menu"+CHR$(13)+FL$(IX)+CHR$(13)
      : GOSUB 53000
      : CLS
      : END
820 RETURN
1000 'F1 - File size
1010 KEY OFF
1020 CLS
      : PRINT "File: ";RV$;" ";FL$(IX);
      NV$;TAB(20);"Location: ";FL!(IX)
1030 GOSUB 54000
      : PRINT
      : PRINT "File size: ";LN;"bytes."

```

Circle No. 25 on Reader Service Card

THE SOLUTION TO CHECK CONTROL CHEQUE WRIGHT

- Quickly find your current balance
- Easily reconcile your account
- Sort on any field
- Works with an 8k machine
- Reports formatted for the display
- Reports formatted for the printer
- Your data can be located from and saved to rs-232 modem, and cassette

\$19.95**MICRO HELP**

4009 Pacific Coast Hwy
Torrance, Ca. 90505

SHIPPING AND HANDLING IS INCLUDED
CA RESIDENTS MUST ADD TAX.

POWER PROP

- ▲ Uses D size batteries that last longer than AA size
- ▲ Totally portable power supply
- ▲ Longer use away from AC source
- ▲ Less costly to use than built-in batteries
- ▲ Provides adjustable viewing angle

\$12.95 each 3 or more \$9.95 each
add \$2.50 postage & handling
TN residents add 7.25% sales tax
N.O.C.O.D.'S

Please allow 4 to 6 weeks for delivery
(Batteries not included)

WAGONER INNOVATIONS
P.O. BOX 330
COOLTEWAH, TN 37363

Circle No. 26 on Reader Service Card

the Black Jack™

A NEW PORTABLE
MODULAR JACK FOR MODEMS



Have you ever been dealt out of telecommunications in hotels, offices and other places on the road? Why gamble on finding a telephone jack that will accept your modem. Deal yourself a winning hand with **the Black Jack**.

Simply unscrew the mouthpiece together with the microphone and carefully set them to one side. Attach **the Black Jack** on the handset, insert your RJ11C direct connect line cord from your modem and you're ready for action. You may now dial direct from your computer if your modem has Touch Tone® dialing.

If not, simply dial from the telephone itself. When your telecommunications are complete, snap off **the Black Jack** and replace the mouthpiece.

Price: \$49.95.

For enduser orders contact: 1-800-227-3800 Ext. 245.

For dealer inquiries and

OEM information contact:

the micropipheral corporation

2565 - 152nd Avenue NE, Redmond, WA 98052

*the Black Jack is a trademark of The Microperipheral Corporation. (206) 881-7544

AVIATION & MARINE SOFTWARE FOR THE MODEL 100

NAVIGATION

Real Time DR
Sun & Star Eph.
Rhumb Line
Great Circle

LAST FIX		POSITION		DESTINATION		
LAT	26.305	LAT	24.307	LAT	28.455	
LON	84.128	LON	84.134	LON	84.010	
Date	05/27/84	01:33:08	ETE	24:26		
Time	01:31:22	SPEED	22.0	NM	537.5	
		CRSE	287.0	CRSE	286.8	
Fix	Spd	Crse	Dest	Pmt	Hold	Menu

\$60

FLIGHT PLANNING

Stored Fixes \$40
Stored Plans

FLIGHT PLAN AND LOG

From	To	A/C #	A/C Type						
DFW	AUS	#:N12345	Type:NA265						
ROUTE	LAT.	WIND	CRSE	MILES	TAS	FUEL	REM	ETA	
FIX	FREQ	LONG.	VEL	HDG.	TOTAL	BS	LEG	FUEL	ATA
DFW	117	32.518							
		97.017							
J-21	117	31.4	240	182	73	350	0:13	3241	_____
DFW	182/T3	97.167	20	185	73	337	0:13	759	_____
J-21	114.6	30.178	260	187	85	400	0:14	2783	_____
AUS		97.422	60	195	158	371	0:27	458	_____

Postage — \$2/order

Requires 24K

Specify tape or disk.



POCKET PROGRAMS
BOX 1568
SPRING, TX 77373

FUNKEY STUFF

```

1040 IF RIGHT$(FL$(IX),2)<>"DO" THEN
1100
1050 X=INT(LN/30+.5)
      : L=INT(X/60)
      : X=X-L*60
1060 PRINT
      : PRINT "Time to upload: ";L;
      "Min.";X;"Sec."
1100 X$="to continue."
      : GOSUB 55000
1110 GOSUB 51000
      : X$=RV$
      : GOSUB 52000
      : RETURN
2000 'F2 - List a file
2010 KEY OFF
2020 IF RIGHT$(FL$(IX),2)<>"DO" THEN
      9000
2030 PRINT @240,CL$;"List to <D>isplay
      or <P>rinter? < >";
2040 PRINT @240+POS(0)-2,"";
2050 X$=INPUT $(1)
      : L=INSTR("DPdp",X$)
      : IF L=0 THEN 2050
2060 IF L>2 THEN L=L-2
      : X$=MID$("DP",L,1)
2070 PRINT X$:
      : AD!=FL!(IX)
      : CLS
      : ON LGOTO 2100,2200
2100 GOSUB 2800
      : FOR I=1 TO 500
      : NEXT I
      : CLS
2110 X=PEEK(AD!)
      : AD!=AD!+1
2120 IF X=26 OR INKEY$ =ES$ THEN PRINT
      : GOTO 2900
2130 IF X<33 THEN PRINT CHR$(X);
      : GOTO 2110
      ELSE X$=""
2140 X$=X$+CHR$(X)
      : X=PEEK(AD!)
      : AD!=AD!+1
      : IF X>32 THEN 2140
2150 I=40-POS(0)
      : IF LEN(X$)>I AND LEN(X$)<40
      THEN PRINT
2160 PRINT X$;
      : GOTO 2120
2200 CLS
      : P=66
      : T=3
      : B=3
      : L=64
      : M=8
2210 PRINT "Page length (lines) [";P;
      "];";
      : INPUT P
2220 PRINT "Top margin [";T;"]";
      : INPUT T
2230 PRINT "Bottom margin [";B;"]";
      : INPUT B
2240 PRINT "Line length [";L;"]";
      : INPUT L
    
```

FUNKEY STUFF

```

2250 PRINT "Left margin [";M;"]";
      : INPUT M
2260 GOSUB 2800
      : GOSUB 2430
2300 X=PEEK(AD!)
      : AD!=AD!+1
2310 IF X=26 OR INKEY$=-ES$ THEN 2500
2320 IF X=13 THEN GOSUB 2400
      : X=PEEK(AD!)
      : AD!=AD!+1
      : IF X=10 THEN 2300
      ELSE 2310
2330 IF X<33 THEN LPRINT CHR$(X);
      : GOTO 2300
      ELSE X$=""

2340 X$=X$+CHR$(X)
      : X=PEEK(AD!)
      : AD!=AD!+1
      : IF X>32 THEN 2340
2350 I=L-LPOS(0)+M
      : IF LEN(X$)>I AND LEN(X$)<L
      THEN GOSUB 2400
2360 LPRINT X$;
      : GOTO 2310
2400 LPRINT
      : C=C-1
      : IF C>0 THEN 2460
2410 IF B=0 THEN 2430

2420 FOR I=1 TO B
      : LPRINT
      : NEXT I
2430 IF T=0 THEN 2450
2440 FOR I=1 TO T
      : LPRINT
      : NEXT I
2450 C=P-T-B
2460 LPRINT SPACE$(M);
      : RETURN
2500 C=C+B
2510 IF C>0 THEN LPRINT
      : C=C-1
      : GOTO 2510
2520 GOTO 2900
2800 PRINT @280,"Push <ESC> to stop.";
2810 RETURN
2900 X$="for menu."
      : GOSUB 55000
2910 GOSUB 51000
      : X$=RV$
      : GOSUB 52000
      : RETURN
3000 'F3 - Make a memo
3010 KEY OFF
3020 IF RIGHT$(FL$(IX),2)<>"DO" THEN
      9000
3030 OPEN FL$(IX) FOR APPEND AS 1
3040 PRINT #1,STRING$(39,"-")
3050 PRINT #1,DATE$;" ";DATE$;" ";
      TIME$
3060 CLOSE
      : GOTO 810
4000 'F4 Service Routine
4010 RETURN


```

Circle No. 29 on Reader Service Card

EXTEND YOUR MODEL 100

Put SIGEA ONE,TM our fully integrated word processing and communications software, on your Tandy 2000. Look at these SIGEA ONETM features:


All the Model 100 TEXT Editor commands — with lots of extensions to take full advantage of the Tandy 2000's larger display and greater horsepower.



All the Model 100 TELCOM Communications commands — including auto-dial, and auto-logon. **PLUS:** Set communications parameters in your ADRS.DO records. Use the TEXT Editor while on-line in Terminal Mode.

Fully prompted fast file transfer moves text between the Model 100 and Tandy 2000 at 9600 baud, over supplied null modem cable.

Control your Tandy 2000 from a distant location with your Model 100, over standard telephone lines. Exchange files, execute DOS commands and run stand-alone programs from your Model 100 keyboard.



SIGEA SYSTEMS, INC.

Software by Sigea

19 Pelham Road
Weston, MA 02193
(617) 647-1098

\$200 plus shipping.
Mail and Phone orders, MasterCard and Visa accepted.

NEW! IMPROVED OPERATING SYSTEM



HOLMES PORTABLE MICRO DRIVE
ENGINEERING INC.



MODEL 100 PMD-100 \$369.50
Add \$6.50 Shipping, Includes: PMD-100 Drive,
3 Wafers, AC Adaptor/Battery Charger,
Power Cable, Manual, PMD User Group Membership

High Speed Data Transfer
Battery Powered with Charger
No Modification to Model 100
Saves Text Files and Programs
Uses Built-in Telecom Mode

MODEL 100 IM-100
8K RAM Modules \$79.50

PMD-100 Owners Manual \$4.95

MICRO WAFER

5 ft \$3.50
10 ft \$3.50
20 ft \$4.00
35 ft \$4.00
50 ft \$4.50

WAFERS

Wafers are the same as used in Model I ESF.
Also compatible with OLIVETTI MTU-231,
Royal and ADI FR Tape Drives, and Structure
Design SD-2024 PAL Programmer, Stringy
Floppy for TIMEX 1000 and 1500.

A&J Micro Drive
1050 E. Duane Ave., Suite I
Sunnyvale, CA 94086
(408) 732-9292

Authorized Distributor for
Exatron and Holmes

Send \$4.95 for Owners Manual and more information

- Check or Money Order Enclosed C.O.D. add \$1.65
 U.P.S. Shipping cost, add \$3.00, unless otherwise specified
 VISA MASTERCARD CA residents add 6.5% sales tax

Card # _____ Exp. date _____

Name _____

Address _____

City _____ State _____ Zip _____

Circle No. 30 on Reader Service Card

FUNKEY STUFF

```

5000 'F5 Service Routine
5010 RETURN
6000 'F6 Service Routine
6010 RETURN
7000 'F7 Service Routine
7010 RETURN
8000 'F8 - Menu
8010 MENU
9000 'DO file error trap
9010 PRINT @240,CL$;"The file must be
      a .DO file!";
9020 BEEP
      : RETURN
9900 'General error trap
9910 CLS
      : PRINT "**** Error trap taken!
      ****"
      : PRINT
9920 X=ERR

      : IF X>22 THEN X=X-27
9930 X=(X-1)*2+796
      : PRINT CHR$(PEEK(X)):C
      HR$(PEEK(X+1));" error in line";
      ERL
      : PRINT
9940 X$="to restart."
      : GOSUB 55000
      : RUN
50000 'Read RAM Directory
50010 NF=0
      : FOR X=-1694 TO -1441 STEP 11
50020 IF PEEK(X)<128 THEN 50090
50030 IF (PEEK(X) AND 24)>0 THEN 50090
50040 NF=NF+1
      : ADI=PEEK(X+1)+PEEK(X+2)*256
      : P=NF
      : IF P=1 THEN 50060
50050 P=P-1
      : IF ADI<FL!(P) THEN FL!(P+1)=
      FL!(P)
      : FL$(P+1)=FL$(P)
      : GOTO 50050
      ELSE P=P+1
50060 FL!(P)=ADI
      : X$=" "
      : FOR I=9 TO 10
      : MID$(X$,I-7,1)=CHR$(PEEK(X+I))
      : NEXT I
      : L=8
50070 IF PEEK(X+L)=32 THEN L=L-1
      : GOTO 50070

50080 X$=STRING$(L-2,32)+X$
      : FOR I=3 TO L

      : MID$(X$,I-2,1)=CHR$(PEEK(X+I))
      : NEXT I
      : FL$(P)=X$
50090 NEXT X
50100 FL!(NF+1)=PEEK(64434)+PE
      EK(64435)*256
      : PB!=PEEK(63909)+PEEK(63910)*256
50110 IF NF>0 THEN RETURN
50120 CLS
      : BEEP
      : PRINT @176,"NO FILES"
50130 X$="for Menu."
      : GOSUB 10000
      : MENU
51000 'Display directory
51010 CLS
      : PRINT DATE$ ;" ";DAY$ ;" ";
      TIME$ ;
51020 XI=HIMEM -FL!(NF+1)-(MAX FILES
      +1)*267-16
51030 PRINT " Free RAM:";XI;
51040 L=1
      : FOR I=1 TO NF
      : PRINT @L+40,FL$(I);
      : L=L+10
      : NEXT I
51050 SCREEN 0,0
      : PRINT @280,"Size List Memo
      Menu";
51060 RETURN
52000 'Highlight selected file
52010 FL$=" "+FL$(IX)+SPACE$(9
      -LEN(FL$(IX)))
52020 PRINT @(IX-1)*10+40,X$;FL$;NV$;
52030 RETURN
53000 'Keyboard simulation subroutine
53001 ' Input: X$ contains keyboard
53002 ' entries to be simulated.
53010 X$=LEFT$(X$,32)
      : FOR I=1 TO LEN(X$)
53020 XI=(I-1)*2+65451
      : POKE XI,ASC(MID$(X$,I,1))
      : POKE XI+1,0
53030 NEXT I
      : POKE 65450,LEN(X$)
53040 RETURN
54000 'Calculate length of file
54010 XI=FL!(IX+1)
      : IF FL!(IX)<PB! AND PB!<XI THEN
      XI=PB!
54020 LN=XI-FL!(IX)
      : RETURN
55000 'Wait for <ENTER>
55010 PRINT @280,CL$;"Push <ENTER> ";X$;
      : BEEP
55020 IF INPUT $(1)<>CHR$(13) THEN 55020
55030 RETURN
56000 'Get Y/N response
56010 PRINT " (Y/N)? < >";
      : PRINT @CSRLIN *40+POS(0)-2,"";
56020 X$=INPUT $(1)
      : X=INSTR("Ynyn",X$)
      : IF X=0 THEN 56020
      ELSE IF X>2 THEN X=X-2
56030 X$=MID$("YN",X,1)
      : PRINT X$;
      : RETURN

```

whether you want to list the file on the LCD screen, or on your favorite printer. The code to get this choice is simple, but may not be obvious. I'll let you have the option of accepting it in blind faith, or working it out so you understand it.

Lines 2100 to 2160 display the file on the screen. There's not a lot of magic here, except that the listed file is not actually opened. Instead PEEK is used to pluck it right out of RAM. This is a tad quicker for our purposes than INPUT.

Note line 2140, which accumulates a full word before printing. This allows for a simplified, if not infallible, word wrap. It also slows the display a bit for easier viewing. Although the PAUSE key can also be used to stop it. The list can be terminated at any time by pushing ESC.

PTBLM. As you might expect, listing a file to the printer is more difficult. For one thing, we need to know how long a page is, how wide the paper is, what margins are required, and so forth. After typing the same set of parameters several dozen times, I decided some default values were in order. These are specified in line 2200:

P is the length of the page in lines;

T is how many blank lines to leave on the top of each page;

B specifies blank lines on the bottom of the page;

L is line length; and

M is how many blanks to leave in front of each line for a margin.

The values chosen are my personal favorites, and you'll no doubt want to put in your own choices there. During the input of this information each default is displayed between square brackets and is used if enter is pushed without any other input.

Lines 2300 to 2360 perform the basis of the print operation, using pretty much the same techniques as the LCD list. A subroutine in 2400 through 2460 controls pagination and margins. When the end of the file is reached control goes to line 2500. Here the paper is fed up to the top of the next page.

Both listing methods end by waiting for enter to be pushed. As with "size", the menu must be rebuilt and redisplayed. The menu cursor is left over the name of the file just listed.

DATED ENTRIES. Needless to say, there are many other features that could be built into the printer-list routine. All it takes is a little programming and a little

memory. My goal was simply to make listings a bit easier to read than the memory dump method offered by TEXT.

Ever wish there was a way to automatically include the date and time on entries to NOTE.DO and other files? I have, so I built the Memo function for F3. After making sure the selected file type is Document, this routine draws a line under the last entry in the file and posts the current date and time to it. Then it invokes TEXT for that file. All you need to do is push CTRL and the

down arrow to begin entering your note.

Well, that's it for this time. In next month's conclusion I will bring you the "copy" function, which can be used for string-search-and-replace as well as duplication. Also featured is a backup function which will copy all DOCUMENT and BASIC files to cassette, along with a loader to bring them back in case of (R)AMnesia. And can't forget the ever-popular NAME and KILL commands made easier than ever to use. ◀

**TRANSDOC™ MAKES YOUR
MODEL 100™ NEC8201™
INTO
A SMART KEYBOARD
FOR THE IBM PC™
AND MULTI-USER SYSTEMS**


- SIMPLE TO USE: JUST HAVE YOUR SECRETARY PLUG IT IN AND SEE YOUR MODEL 100 TEXT DOCUMENTS APPEAR FULLY FORMATTED ON YOUR HOST COMPUTER MONITOR SCREEN READY FOR RE-EDITING AND/OR DISK STORAGE
- NOT FILE — FILE TRANSFER
- WORKS WITH WORDSTAR™ OR YOUR FAVORITE WORD PROCESSOR SOFTWARE
- NO MORE RETYPING AND REFORMATTING MATERIAL PREVIOUSLY DRAFTED AT HOME OR ON THE ROAD
- PHONE - TRANSMITTED DOCUMENTS AUTOMATICALLY REFORMATTED ON YOUR IBM PC OR OTHER HOST COMPUTER

NO SECONDARY PORT, NO NULL MODEM, NO SPECIAL COMMUNICATIONS REQUIRED ON YOUR IBM PC OR HOST COMPUTER.

\$79⁹⁵ INCLUDES HARDWARE, CABLING, CASSETTE, & MANUAL



SOFTWARE PLUS



100 N. COUNTRY RD., SETAUKET, NY 11733

(516) 751-1565

™ TANDY CORP.
™ NEC CORP.
™ IBM CORP.
™ MICRO PRO CORP.

NEW PRODUCTS



NEW LINE OF CABLES OFFERS GOOD WARRANTY

Preassembled Bullet-Proof cables, from \$5 to \$60, are offered as a strong solution to cable failure such as stress from ordinary activities like plugging and unplugging, twisting and tugging.

Standard serial and parallel cables are available for more than 200 printers. Contact Computer Accessories Corporation, 7696 Formula Place, San Diego, CA 92121, 619-695-3773 for price list.

A CHOICE OF TWO SPREADSHEETS FOR 100 USERS

Makers of a new spreadsheet program claim it offers features previously unavailable for 100 users. ProSoft Enterprises says V-CALC has split screen capability, can link multiple files together by equating cells within different files, and numerous display options via LCD or CRT. It can be used alone or with the video-disk interface.

V-CALC sells for \$59.95 and comes with written documentation and on-line help file. It's available on cassette or disk and can be obtained from ProSoft Enterprises, 2026 Alaaloa St., Honolulu, HI 96821, 808-737-5437.

Another spreadsheet, Entrepreneur's, is claimed to offer more power for 100 and NEC users. It's a 16-column-by-50-row financial management tool. The software has full computation capabilities including summation, exponents, and algebraic equations. Other features are expanded command set and creation of printed reports, all for \$124.95.

When ordering, specify computer make and model. Orders are shipped

within 24 hours by James W. Secor, 2050 N. Collins, 101, Richardson, TX 75080, 214-699-3649.

PMD-100 GIVEN NEW BIRTH AS HOLMES BULLET

Holmes Engineering Inc. has released a new version of its tape drive for the 100.

The required software to operate the Bullet is loaded automatically into your computer. You simply type in a three-line Basic program (which consumes 1K) and run it.

The Bullet solves saving and loading problems encountered with cassette recorders. Weighing about four pounds, it sells for \$369.99 F.O.B. Murray, Utah. Add \$10 shipping and handling in the United States, 15 percent outside the United States. Wafer tapes are also available.

Contact Holmes Engineering Inc., 5175 Greenpine Drive, Murray, Utah 84123, 801-261-5652 for more information.

DEAL YOURSELF A WINNING HAND WITH BLACK JACK

Have you had problems telecommunicating while on the road? Only the most modern hotels have room phones connected into wall outlets with modular plugs that'll accept your modem.

Black Jack solves this problem. The user unscrews the phone mouthpiece and attaches Black Jack on to the handset. The RJ11C direct connect line cord is inserted from the modem. This allows the user with a modem with Touch Tone dialing to dial direct from his computer. When telephone communications are completed, snap off

Black Jack and replace the mouthpiece.

This phone-modem hookup gadget sells for \$49.95 from The Micro-peripheral Corporation, 2656 152nd Ave., NE, Redmond, WA 98052, 206-881-7544.

WEATHER WATCHERS CAN USE 100 TO MAKE FORECASTS

Programmed for the 100, Weather Forecaster is a computerized meteorologist. The sailor, aviator, or traveler, enters wind direction and barometer reading into the 100; the software cassette predicts weather information by calculating input against 17 formulas.

The program requires 5K to operate and is priced at \$19.95. Contact CAPS Marketing, 2555 Lake Dr., Grand Rapids, MI 49506, 616-676-7555.

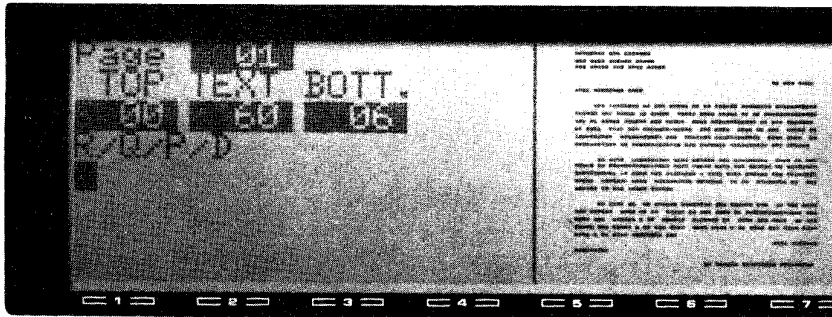
GO-ANYWHERE FULL-FUNCTION PRINTER AND BUFFER

The "world's smallest" portable printer has been introduced by TTX Incorporated. The manufacturers say the 80-column, dot-matrix, battery-powered printer is designed for computers like the Model 100. Priced at \$229, the three-pound printer fits in an attache case.

TTX also has come out with the Universal Buffer which automatically handles RS-232C serial to Centronics parallel (and vice-versa) interfacing changes. With 64K capacity, this \$269 device has dual power options, data transmission rates from 50 to 19,200 baud. It works with most modems, computers, and printers.

Both are available from TTX Incorporated, 3420 East Third Avenue, Foster City, CA 94404, 415-341-1300.

OUR BIGGEST ACHIEVEMENT IS ALSO OUR SMALLEST.



Only **Text Power 100**™ has **Page Plot**.™ At a glance you can see the full format of every page before printing.

Include the make of your printer with your order. *Text Power 100*™ works with parallel printers only. Include \$10.00 for each additional printer. Make checks payable to *The Covington Group*.

Send your order to:
The Covington Group
310 Riverside Drive, Suite 916
New York City, N.Y. 10025
Questions? Phone 212 678-0064/864-1700

Name _____

Street _____

City _____ State _____ Zip _____

Phone _____ Master Visa Card No. _____ Exp. Date _____

Computer _____ Signature _____

TEXT™ POWER 100

Who says size doesn't count?


From the software ads around here, you might get the impression that your portable computer can store the knowledge of the universe. But it can't. That's why you need to know just how big the software is. Or how small.

Keep this in memory: *Text Power 100*™ is 2,500 bytes long. Elf-writer (by Ceres Software) is 10,000 bytes long. Write + (by Portable Computer Support Group) is 3.5K. The *Traveling Writer*™ (by Traveling Software) is 5000 bytes. When our competitors' ads don't tell you how big their programs are, they're trying to tell you something.

Size is just one advantage of our 100 percent machine-language code. The other is speed. *Text Power 100*™ formats faster than you can imagine. Faster than all of the competition's products working in parallel. Fast enough to format the Bible in 12 minutes. Right-justified.

Text Power 100™ features: *Page Plot*.™ merge text, edit mode, label printing, page numbering, formatted preview mode, parameter/file memory, right justification, footers, headers, internal format controls, page length, top margin, bottom margin, left margin, right margin, double/single spacing, vertical center, horizontal center, page break display, new page command, full printer customization and more.

Text Power 100.™ For the Model 100, Olivetti M10 and NEC PC-8201A. \$49.95 plus \$2.00 shipping. Available exclusively from The Covington Group/310 Riverside Drive, Suite 916, New York City, NY 10025/ 212 678-0064, 864-1700.



WRITING
ON THE
NETWORK
NATION

Illustration by Rod McCormick

SOURCE OFFERS VANITY PUBLISHERS ALTERNATE RESOURCE

If you're bursting to get published, one route is user publishing on The Source.

By RICHARD BUTT

A WRITER'S COLONY LIKE NO OTHER IS A KEYSTROKE AWAY

Writers, editors, and lovers of words have formed an electronic writing workshop spanning the nation.

By SHARON LERCH

Billed as *America's Information Utility*, the Source is a major international information data-base service. With over 30,000 subscribers, it offers a variety of interesting features at reasonable rates. One of its most exciting innovations is user publishing.

User publishing was developed in 1980 by a handful of enthusiastic computerists. Dave "Sourcetronaut" Hughes (TCE054), John Rompel (TCE884), Walt Marcinko (TCD 912), and others realized the vast potential of an electronic vanity press where the writer is both editor and publisher.

During the early days of user publishing (Hughes called it Beginvoid and later Source Lab), a swarm of creative talent buzzed around the Source's electronic network developing user files, paperless publications, and programming code. Management at the Source eventually took control by supervising content and offering royalties to the aspiring writer-publishers.

EXOTIC ELECTRONICS. User publishing has grown to encompass a variety of forms from electronic magazines and newsletters to software catalogs. The Source now offers over two dozen different publications (see accompanying side bar) under exotic titles such as: *Mylar's Warp*, *Newsbytes*, *Tradewinds*, and *W-I-N-K* magazine.

When on line with the Source, user publishing is accessed by typing PUBLIC at the command prompt. Various menus divide publications into the following categories:

- The World of Computing;
- Self-Help Department;
- Using The Source;
- Games and Citations;
- Magazines and Journals;
- Novels;
- Things for Sale; and
- Services.

Let's take a look at some of these areas and explore a few of the publications found there.

continued on page 47

First, there was the nuclear freeze (*Portable 100*, March 1984, page 14); then there was megatrends; now there is the writing networkshop.

The writing networkshop is an offshoot of a series of electronic lectures (electures) on The Source's Participate. Developed by Irving A. Lerch, participants have included Congressman Ed Markey of the Nuclear Freeze Resolution, author John Naisbitt of *Megatrends*, and Harvard sociologist Daniel Bell.

At this writing, about 125 writers across the country are attending the ongoing electronic workshop on The Source, an information utility that's a subsidiary of *Reader's Digest* and *Control Data*.

The forum is the first of many planned networkshops in communications, education, and entertainment designed to bring experts and interested participants together in a large variety of common-interest communities.

ATTEND AT HOME. Instead of an evening course at a local university or YMCA, each writer is plugged into his own computer keyboard. Basically, the concept doesn't differ much from a face-to-face workshop, except in added flexibility. The hours are any time: night or day, seven days a week, and writers don't have to leave home to attend. Also, many more people can be involved.

So far, writers of every persuasion are submitting fiction, nonfiction, and poetry for comments by the other participants. The writer can question or discuss the comments, and even put up a ballot to get an overall view to provoke more discussion.

Because of the workshop's innate flexibility, extras are possible also. There's first-hand, up-to-date information on literary and other writing markets, announcements of contests, and particulars about writers' conferences around the country.

Let's say a person is interested in finding out about literary agents. He joins the appropriate niche to receive all of the relevant notes. And if he likes, he can question, respond, and

continued on page 51

A Little TRS-80[®] g

Radio Shack's TRS-80 Model 4P Transportable



Model 4P and Model 100 go a long way to provide you with the computer power you need when you're away from the office. Best of

all, you don't need expensive extras to get you started. The "extras" are already built in.

Model 4P Transportable.

Take your "office" with you and work on budgets, text files,

graphic information, and much more wherever there's AC power. It's


easy with Model 4P, a compact, disk-based desktop computer with a big difference: it has a

handle and weighs only 26 pounds. The Model 4P runs any TRS-80 Model III/4 disk program or thousands of non-Radio Shack programs (requires optional CP/M Plus operating system).



Full-Featured.

Model 4P comes standard with two built-in 184K disk drives and 64K internal memory, an 80-character by 24-line 9" display and an electric typewriter-quality keyboard. Both printer and communications interfaces are included. Expand with more memory or a telephone modem to access your office computer or information services.



NEW LOW PRICE

TRS-80 1e1 4P
Transportable

14900

26-1080
Was \$1799 ft. RSC-11
Commercial Available
for Only \$5/Month
(Plus Applicable Tax)

Prices apply at participating Radio Shack stores and dealers.
CP/M Plus is a trademark of Digital Research.

goes a long way.

Model 4P and Model 100 Micro Executive Workstation™

Portable Model 100 Computer.

The first and only portable computer with five management programs built in. The Model 100 fits inside your briefcase and works anywhere you go on batteries or optional AC adapter. Best of all, it's the only portable computer with a built-in telephone modem and communications software. That means you can "talk" to other computers or access information services by phone.



It's Easy to Operate.

Use the scheduling and address book programs to keep on top of business affairs, or convert them into mini data bases to give instant access to the information that's important to you. With its 8-line by 40 character display and electric typewriter-quality keyboard. Model 100 makes an ideal personal word processor. Or use it as a phone directory and telephone auto-dialer, or to program in BASIC.



Expandable.

Model 100 easily expands thanks to built-in interfaces for a parallel printer, cassette recorder and bar code reader. And memory is expandable up to 32K.

Available Nation-

wide. Visit your nearby Radio Shack Computer Center, participating store or dealer today and see the Model 4P and Model 100.

We Stand Behind Every TRS-80 Computer 100%

LOW PRICE!

Model 4P
portable
\$9900
26-1080
in Cat. RSC-11
Lease Available
\$55 Per Month
Use/Sale Tax



We offer service when you need it and protection against surprise repair bills at over 300 Service Centers nationwide.

Radio Shack®

The biggest name in little computers®
A DIVISION OF TANDY CORPORATION

NEW LOW PRICE!

8K TRS-80
Model 100

\$59900
26-3801

AS LOW AS
\$35 PER
MONTH
CITELINE

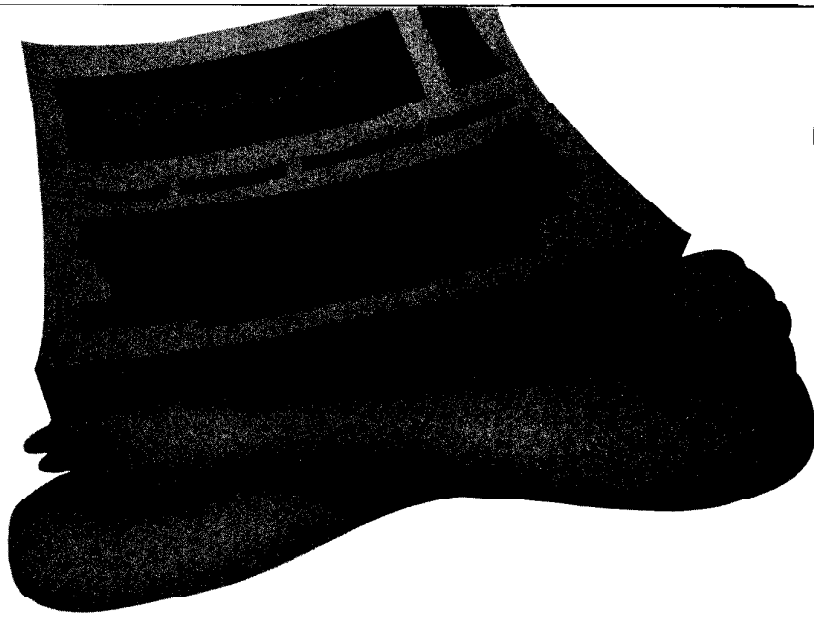
Was \$799 in Cat. RSC-11

Send me a free TRS-80 Computer Catalog.

Mail To: Radio Shack, Dept. 85-A-59
300 One Tandy Center, Fort Worth, Texas 76102

NAME _____
COMPANY _____
ADDRESS _____
CITY _____ STATE _____ ZIP _____
TELEPHONE _____

Circle No. 33 on Reader Service Card




THE MODEM

By RICHARD S. ROSS, JR.

I travel quite a bit and was looking for an IBM-compatible way to keep in touch with my office, as well as a way to dash off memos, letters, or reports from remote locations. Enter the Model 100, looking for all the world like the perfect mate for my IBM. At last, I thought, technology had made it possible for me to carry a portable text-entry device wherever I went.

For several years, I've used IBM personal computers for word processing in my office and at home. With the 100's built-in modem and RS232 port, moving files to the IBM would be simple. Right? Wrong!

While both machines speak the same language (ASCII), getting them to talk to each other was the source of more than one evening's worth of frustration. But in the end, the hours of trial and error paid off. By following the steps



outlined in this article, you can get your IBM and 100 on speaking terms, too.

REQUIRED EQUIPMENT. I had all I needed to get started: my PC equipped with a RS232 port, a null-modem cable, and of course, my trusty 100.

In order for your 100 to communicate with a PC, you'll need to make sure the PC is equipped with a RS232 port. This port also is referred to as a communications port, modem port, serial

port, and asynchronous adapter. Almost all the IBMs now in the field are equipped with RS232 ports.

In the rare event you don't have a RS232 port on your PC, you'll need to buy one. IBM sells its Asynchronous Communications Adapter (part number 1502074) for \$120. The same serial port also is available on almost all the multifunction cards sold for the IBM. Some of the most common manufacturers of these multifunction cards are: Techmar, Quadram, AST Research, and Persyst. Many of these after-market multifunction cards represent a better value than IBM-brand equipment.

NULL-MODEM CABLES. A null-modem cable is a cable that allows two computers to speak to each other without benefit of a modem. Both the IBM and the Model 100 have RS232 ports designed to allow the computer to send




photo 1




photo 2

L 100 MEETS THE BIG BLUE MACHINE

Here's a way to get your 100 talking to an IBM *without* buying software.

data on pin 2 and receive data on pin 3. Therefore, if no null-modem adapter is used, the computers will each speak to the place where the other is speaking, instead of to where the other is listening. This is akin to trying to have a telephone conversation while holding the handset upside down with the mouthpiece at your ear and the earpiece at your mouth.

To solve this problem, the null-modem cable or adapter is used. This simple device merely crosses pins two and three so the two computers can hear each other. Any full-service computer store can make you a null-modem cable. Some off-the-shelf null-modem cables don't work since most are male to male, while the IBM requires male to female. If you're more daring, you can make your own. (See *Portable 100*, September 1983, page 38.)

If you already own a modem cable and only want a null adapter, Radio Shack sells one (part number 26-1496) that'll do the job. Be forewarned, the

Radio Shack adapter won't fit snugly into the RS232 port of your 100. To make it fit, just snap open the plastic case of the adapter and pull out the male end. Once this is done, you can snap the case closed again and glue the male connector to its new home on the outside (see photo 1).

Armed with the proper cable, the connection is simple. Just plug the female end of the cable into the IBM's RS232 port and the male end into the 100 (see photo 2). Don't be shy. The

cable won't fit properly in the wrong place. If your IBM's equipped with more than one RS232 port, be sure you're plugged into COM 1.

FREE. There are many free terminal packages available for the IBM. They can be found on IBM bulletin boards across the country as well as on CompuServe's IBM SIG. In fact, a communications program comes free with every DOS 2.0 package (on the Supplemental Programs disk). I don't recommend using this particular IBM supplied program as it has no ability to save the information being received to disk, and it's written in Basic which limits it to relatively slow baud rates.

The program I settled on is perhaps

the most popular of all IBM PC communications packages: PC Talk.

PC Talk is part of an experiment testing the concept of user supported software. The program is marketed by The Headlands Press Inc., P.O. Box 862, Tiburon, CA 94920. The Headlands Press has given permission for users to copy the program and to give it away. All they ask in return is if you like the program, you make a donation of an amount you consider appropriate (\$35 is suggested) to help support this effort. This donation is left to the con-

science of individual end users. If you'd like a copy of the program, and can't find it locally, write to The Headlands Press, or send me a stamped self-addressed return disk mailer and a blank formatted disk and I'll gladly forward a copy of the program to you. Write to me in care of Secure Systems Inc., P.O. Box 30, Blue Bell, PA 19422, or CompuServe 71256,545, or Source ST6125.

If your system uses single-sided drives, send two blank formatted disks: one for the program and one for the documentation. Be careful to package them in cardboard so they won't be damaged in the mail, and be sure to mark the envelope: Fragile Handle with Care.

GETTING STARTED. The first order of business is to print the PC Talk documentation. To do this, place the disk containing the PC Talk.DOC file in drive A and type PRINTDOC. The program will prompt you from there.

Once the PC Talk documentation is printed, run the program. If your IBM has 128K of ram or more type TALK128. If your IBM has less than 128K of ram, use the Basic version of PC Talk. First copy BASICA.COM to your PC Talk disk, then type BASICA TALK64. If you're limited to TALK64, you won't be able to transfer information at higher than 1200 baud.

The next task is to tell PC Talk what communications parameters to use. Follow the program prompts until you get the proceed prompt. Now press the key marked ALT while at the same time pressing the F key. You now can set the communications parameters, screen color, and drive on which to save files.


Set the communications parameters as follows: baud rate 2400; parity N; data bits 8; stop bits 1

TIME AND SPACE. I've tested this set of parameters on several IBMs and have found it to be optimum. Even at PC Talk's maximum speed of 9600 baud, the transfer isn't much faster.

There are two reasons for this: the small size of the buffer PC Talk allocates, and the time it takes the IBM to write the information to disk. The rest of the parameters may be left unchanged. However, if you want to store files on a separate disk in drive B, specify "B:" next to the "logged drive" prompt.

You also can elect to store files on drive B by typing "B:" in front of the

FOR THE RADIO SHACK MODEL 100 & NEC 8201



8K
MEMORY MODULES

50% OFF

- Lower Power CMOS Design
- Simple Installation (Instructions included)
- 30 Day Satisfaction Guaranteed or Your Money Back
- 1 Year Warranty
- Prompt, Next day Shipment Via UPS (Shipping & Handling Included In Price)
- **Optional Test Program — Only \$15.**

\$69⁹⁵ 8K x 8
CMOS/RAM

**** Special Offer ****
(with purchase of a memory module)
Centronics/Model 100 printer cable - \$11.95
No frills direct connect Modem Cable - \$9.95

PACK A PURPLE MODULE IN YOUR COMPUTER

Purple Computing • 2068 Ventura Blvd • Camarillo, CA 93010
(805) 987-4788

Product	Quantity	Cost	
8K Memory Module	_____	\$ _____	
Printer Cable	_____	\$ _____	
Modem Cable	_____	\$ _____	Price includes postage & handling.
CA. Residents only, 6% tax	_____	\$ _____	Shipped from stock.
Total Cost =	_____	\$ _____	

check
 money order VISA MasterCard Acc't. # _____ Exp. _____
Signature _____

Name _____
Address _____
City _____ State _____ Zip _____

filename at PC Talk's file specification prompt. When the program asks: Make these changes permanent (y/n)?, answering y will store the new information on your PC Talk disk so it won't be necessary to reenter the new communications parameters every time you run the program.

SENDING INFO. Now that PC Talk is set up and the connection is made, it's time for the transfer. Make sure you have the Proceed prompt on the IBM. Then, open a file on the IBM by pressing the ALT key and at the same time pressing the R key. You'll be prompted to provide the name of the receiving file on the IBM. Type in a name and press return. If you want to store the information on a drive other than the one specified in PC Talk's default section, simply precede the filename with the drive specification. Open the text file on the 100 that you're going to send to the IBM and press F3; when prompted with "Save to:", type COM:68N1E.

This tells the 100 to use 2400 baud, 8 data bits, 1 stop bit, no parity, and to enable XON/XOFF. Now press return and sit back and watch as the two computers do their job. When the transmission to the IBM is finished and the little arrow that normally marks the end of a 100 file appears on the IBM screen, press ALT and R one more time. This tells the IBM that transmission is finished and to save the file to disk.

I chose this method instead of using Upload in TELCOM so the 100 would send linefeeds to the IBM PC. The reason linefeeds aren't sent in TELCOM is that most true host computers (like Dow Jones, CompuServe, and the Source) don't expect them.

DOWNLOADING FROM THE IBM. My next problem was getting the data back into the 100 when I needed it. I first tried the download function in TELCOM. But with TELCOM I found I couldn't transfer reliably at rates any faster than 300 baud since the IBM was constantly waiting for the 100's slow LCD to catch up. I finally found the solution by using the Load from: function in Text. This method bypasses the screen until the entire file has been downloaded.


To get your data back from Big Blue, first name and open a new text file on the 100. Second, press F2 and at the "Load from:" prompt type COM:68N1E.

Now press return, and then it's over to the IBM keyboard to get that file sent. Press the ALT key and while holding it down tap the T key. When the IBM asks the name of the file to transmit, give it the file name you want sent to the 100 and press return. You won't see anything on the 100's screen. When the file transmission is completed and you see the end of file message on the IBM's screen, press the IBM's control key and while holding it down, press the Z key. This will tell the 100 all the data has been sent and you'll

see your file on the 100's screen.

SAVING AND LOADING. With only minor changes, the procedures outlined earlier also will work with Basic (.BA) files. To send a Basic program to the IBM, go to Basic and press F2. When prompted for the file name to load, type the name of the Basic program you want to send to the IBM and hit enter. On the IBM, press the ALT key, and while holding it down also press the R key. When the IBM asks for the name of the file to receive, type in the name

THE CASE



FOR EVERY CASE

The **Chip-Tote™ PCD-1** by Kangaroo Video Products Inc., makes your TRS-80 Model 100 truly complete. It's a compact, light-weight, foam padded soft case that doubles as a desk.

Businessman, journalist, professional or hobbyist—the **Chip-Tote™ PCD-1** provides the maximum in portability and protection for your computer and its accessories.

Kangaroo Video Products Inc. has been the leader in protecting T.V. cameras and video tape recorders for professionals worldwide. Now we have brought our thoughtful design and quality construction to the portable computer industry.



KANGAROO VIDEO PRODUCTS INC.

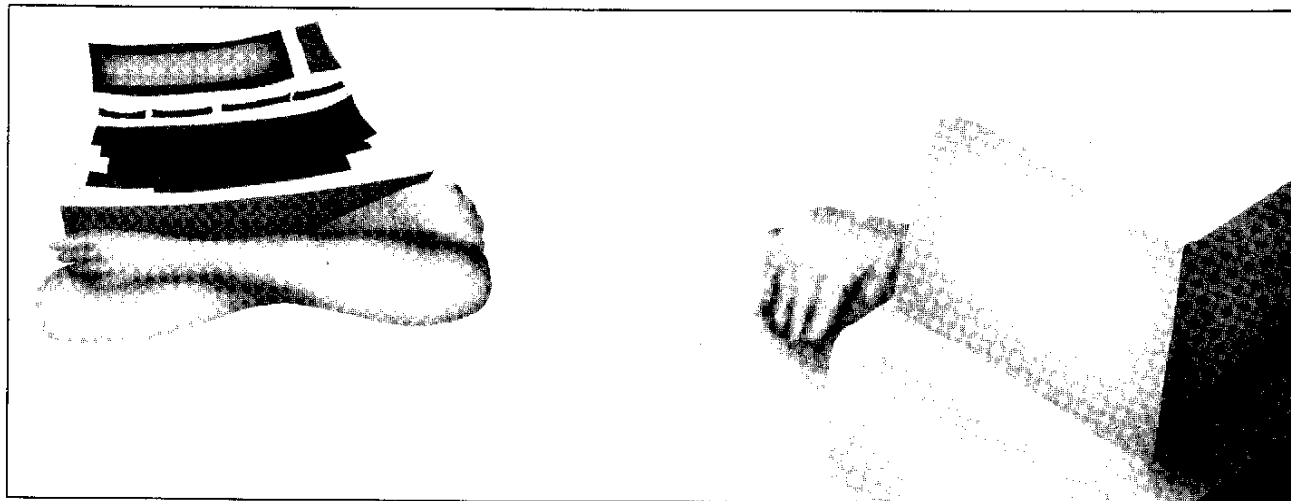
10845 WHEATLANDS AVE., SUITE C • SANTEE, CA 92071-2856 • (619) 562-9696

ENGINEERED CASES FOR SENSITIVE ELECTRONIC EQUIPMENT

The **Chip-Tote™ PCD-1** features:

- Slim, handsome design
- Made of rugged Cordura® nylon
- Fully padded with Evazote® closed-cell foam
- Non-scratch lining won't mar display screen
- Double-zip zipper for easy access
- Stand-up utility top holds papers upright for easy reference
- Pockets hold papers, notepads, business cards
- Detachable zippered pouch holds batteries, modem cord, acoustic coupler, AC adapter
- Convenient hand strap
- Comfortable adjustable shoulder strap
- Also fits the Epson HX-20 and NEC PC-8201

The Kangaroo **Chip-Tote™ PCD-1** is available in black or smoke gray for \$59.95. Include \$2.50 for UPS shipment (CA residents add 6% sales tax). M/C, Visa, C.O.D. orders excepted—or mail check or money order to:



under which you want the file stored on the IBM disk.

Back to the 100, press the F3 key. When prompted with save, respond with COM:68N1E. Watch for the end-of-file marker appear on the IBM's screen, just as you did in TEXT. When you see the arrow, press the ALT and the R keys one last time. Your 100 Basic program is now stored on your IBM disk. One note of caution: It's important to type *new* before loading any file into Basic on the 100. If you already have a program in Basic and you don't type *new* in between loading Basic files, you'll merge the newly loaded file with the program already in Basic.

TWO ROUTES. To get your Basic (.BA) file back from the IBM, you have a choice. One way is to follow the steps outlined above. Since your file will download as a text file, you next must go to Basic and press F2. When prompted for the name of the file to load, supply the name of the text (.DO)

file containing your Basic program. When the conversion is finished, press F3 and type in the name under which you want your Basic program stored. You now can kill the text file.

The second way is to download directly into Basic. This is especially helpful if you're short of space on the 100. When a file is loaded directly into Basic, however, the 100 tokenizes the text as it receives it. For this reason the transfer can't be made at higher than 300 baud. You'll need to follow the procedures outlined in the *Getting Started* section of this article to change the baud rate on the IBM back to 300. *Do not change any of the other communications parameters.* Next go to Basic on the 100 and press F2. When prompted for the name of the file to load, answer with COM:38N1E.

Next press the ALT and the T keys on the IBM. When the name of the file to transmit is requested, answer with the name of the program you want to send to the 100 and press enter. When the IBM signals it's finished sending

the file, press the Ctrl and the Z keys. Just as before, this tells the 100 the IBM is finished sending. The final step is to save the file on the 100. To do this press F3, give the 100 the file name, and press enter.

The WRAP. The first thing you learn when you buy an IBM PC is there's a never-ending flow of new products and software. As a result of this parade of new products, there are as many ways to transfer data to an IBM PC as there are leaves on a tree. Like leaves, as old programs fall by the wayside, new and better ones grow to take their place.

I have used successfully this technique for almost a year now, and suggest it as an easy and cost-effective way for you to get the data flowing between your 100 and IBM PC. As you become more familiar with the data transfer requirements of the two computers, you can develop your own methods and design your own system of transfer. ◀

NavPin for Flight Planning	The Preble NavComp	NavAid for Realtime Navigation
<ul style="list-style-type: none"> • Creates a complete Navigation Log. • Saves the entire Route of Flight for future flights. Just enter new weather and performance data. • Provides all the standard Navigation Data. • Compensates for Climbs and Descents. • Can accept nautical or statute measurements. • Has many error prevention features. • Computes the effects of Density Altitude, Wind Drift and Magnetic Variation on True Airspeed, Ground Speed, Headings, ETA's and ETE's. 	<p>The Preble NavComp is only \$49.95 -- Shipping and Handling \$1.50 to U.S. and Canada -- \$5.00 to other foreign points Visa and MasterCard accepted.</p> <p>A TRS80 Model 100 with at least 16K is required.</p> <p>The Preble NavComp: Self-prompting and user friendly!</p> <p>—The Preble NavComp: Created by a Certified Flight Instructor for pilots who demand excellence!</p> <p>—The Preble NavComp And the TRS80 Model 100: An unprecedented partnership made FOR the HEAVENS!</p>	<ul style="list-style-type: none"> • Tracks your flight in Real Time • Lets you modify Flight Data as necessary • Has incredible graphic displays of Position, Fuel Burn and More! • Can update position using VOR intersections • Has Cursor selectable menu of functions. • Can be turned off and on in mid-flight without loss of data. • Has Interrupt Function Keys for check point passage, VOR Intersection Display, Incremental Position Update, Ground Speed Update and Position Update by VOR Reference!
<p>Order From: Dr. Preble's Programs; 6540 Outer Loop; Louisville, KY 40228 (502) 966-8281</p>		

continued from page 39

REAL HOTTIMES. The World of Computing lists electronic creations dealing with either specific computer systems, product reviews, or computing in general. One of its most popular publications is *Real-Times Magazine*, produced by The AppleTree Group from Montreal, Canada. Operating on a tight budget, they produce a lively and at times newsworthy magazine. In April 1982, *Real-Times* printed a review of the newly released IBM-XT computer, scooping the *Wall Street Journal* by two days. Newstand magazines had their reviews out a month or so later!

Editor Thomas A. Kashuba (TCS091) claims *Real-Times* has the highest recorded usage of any user publishing feature. Kashuba sees his publication as an electronic "magazine for the modern computerist" and offers articles on computer humor, personal lifestyle, and electronic philosophy. Articles embrace the off beat as well as the straightforward article: *Are Gurus Celibate?*, *Lies My Dealer Told Me*, and an ongoing communications tutorial.

Real-Times currently is looking for contributors. There's only one limitation on editorial content: writing should not be crude, obscene, or otherwise insulting to the senses.

LAIDBACK WHO'S WHO. Another category in user publishing that deserves a look is Using The Source. DICHECK, probably the most popular item found here, is a user-contributed on-line directory. Source subscribers can leave pertinent information about themselves for others to see, account number, first name, location, and special interests. It's a good place to look for new friends.

DICHECK came into existence be-

BILLABLE USAGE/MONTH	ROYALTY PERCENTAGE
\$1,000 or more	17.5
\$500-\$999	15.0
\$250-\$499	12.5
\$249 or less	10.0

Table 1. Payments to User Publishers.

cause Neal Eglash (TCC744) wrote the software to check when his friends were on line. They began asking for copies, and from there Eglash came to the attention of Source management and user publishing. Currently, he's working on a more advanced version of DICHECK with new features that'll make searching through the listings even easier.

Many Source users search through DICHECK for accounts that'll have a particular interest to them, such as subscribers who frequent the electronic CHAT or those living overseas. You can search through DICHECK by account number, location, or interest. Listing under DICHECK is strictly voluntary so you'll have to enter your own data. It only takes a minute and there are prompts all the way.

SOUTHERN FARE. Magazines and Journals is home of the infamous *Par Mountain Telegraph*: a tongue-firmly-lodged-in-cheek spoof on newspaper publishing. It hollers down from Par Mountain, NC, carrying national and local news, with a good ol' boy punch. Here's a sample from issue number two:

REAGAN ORDERS TROOPS TO CLEVELAND

"Washington (PMT) - Citing growing unrest and fears that such groups as the Guardian Angels and the Commit-

tee to Re-Elect Dennis Kucinich are communist-inspired plots, President Ronald Reagan today ordered the Defense Department to send unarmed advisors to assist the Mayor of the City of Cleveland to quell possible voter attempts to overthrow the existing government.


"President Reagan warned of the danger that 'New Cubas will arise from the ruin of today's conflicts' and 'the time has come where we must take a stand to halt communist aggression, and Cleveland is the place I have chosen.'"

Penned in down-home, low-key style, *Par Mountain Telegraph* offers practical advice on what to do about belching at the dinner table and how to remove any anaconda wrapped around a reluctant neck.

NEWS FLASH. Also found under the magazines and journals category is *Newsbytes*, a synopsis of important computer and high technology news updated weekly. The publishers believe "technology is something to get excited about" and the editorial style reflects this concern. An average issue contains between 12 to 20 articles with an overall reading time of only four minutes. That means a lot of information for your money when you consider the costs of on-line time.

Newsbytes is compiled from dozens of news sources, including some first-

ANALOG VOLTAGE INPUTS FOR YOUR TRS-80 MODEL 100



Useful for measurement and control in laboratory, factory, or classroom.

12 bit integrating A/D converter
plus 8 digital input bits
8 latched digital output bits,
and 4 addressable output strobes.

Price: \$580
including software

HUMPHREY INSTRUMENTS, INC.

35 Cold Soil Road Lawrenceville, New Jersey 08648

Model 100 & NEC PORTABLE SOFTWARE

AUTOPEN - WORD PROCESSING \$29.50

Provides a powerful, compact (2.5K) and easy to use word processing capability saving memory for text files. Use standard menu formats for letters and reports without learning any commands. Expanded power using 22 text commands to meet most needs. Also operates as a buffered typewriter. Customize to operate with your printer. Many more features that you would expect to find only in larger desktop programs.

AUTOPEN N&A - WITH MAIL MERGE OPTION - \$39.50

Above program plus an expanded version to merge names, addresses, and salutations into letters from a N&A file. May also be used for envelopes and single width mailing labels. Includes a N&A data management system compatible with the Model 100's built-in ADDRESS and TELCOM programs.

BOOK - SINGLE ENTRY BOOKKEEPING - \$29.50

Convenient, easy to use bookkeeping system for self employed persons and small businesses using 52 accounts based on IRS Form 1040 Schedule C reporting requirements. Review your current financial status at a glance and print neatly formatted SUMMARY and DETAILED ACCOUNT records.

TRIP - EXPENSE RECORD & TRIP LOG - \$29.50

Keeps track of 8 travel expenses accounts and trip notes. Review data on screen or output neatly formatted reports to a printer with annotated expenses, total by account, and grand total with trip report notes. Also calculates mileage reimbursement or gas mileage from odometer readings.

TFILE - TAPE FILE MANAGEMENT SYSTEM - \$29.50

A compact (1.4K) utility program to aid in conveniently managing tape file archives. Single stroke menu selection for reviewing, deleting, and saving files to tape. Saves and loads selected files unattended. Writes annotated file directory on tape leader with printer output for records.

CHECK - CHECK REGISTER SYSTEM - \$29.50

Provides detailed records of checking account transactions. Maintains current balance and provides for record review as well as formatted printer output.

CALC - GENERAL PURPOSE CALCULATOR - \$14.50

A small (.6K) program that allows you to conveniently use your computer like a pocket calculator with a memory register. Four basic math operations and exponentiation.

ADD \$2.00 TO EACH ORDER
FOR MAILING AND HANDLING

CHATTANOOGA SYSTEMS ASSOCIATES

POST OFFICE BOX 22261
CHATTANOOGA, TN 37422
PHONE: (615) 892-2339

DEALERS INQUIRE

USERPUB

hand reporting by beat journalists. *Newsbytes* has covered Osborne's demise, IBM's introduction of the PC Jr., and telecommunication burglars at NASA.

LAY LAWYERS. Need a will, a proxy, or partnership agreement? Well, user publishing's Service offers Oxbridge Legal Forms. These forms are legally viable; all you have to do is download them into your computer, an incredible convenience. Using these forms can save you hundreds of dollars in legal fees. It's no surprise that attorneys are one of the biggest users of this service.

John Newgate (STN250), an attorney living in Manhattan, is the creator of Oxbridge Legal Forms. He reports that hundreds of Source users have accessed his service. Newgate finds "the most popular, by far, is the simple will form" followed by the pre-marital agreement.

He will be expanding his service from a dozen or so to a thousand forms in the near future and is amazed by the popularity of his user-publishing effort. "Who would ever have thought that legal forms would become popular reading?"

WRITERS GUIDE. Interested in becoming an electronic publisher yourself? It's not that hard and the results can be very satisfying. You'll need a Source account and plenty of imagination. Pat Trenner (STCPUB), the Source person in charge of user publishing, is looking for your creations. They must be "professionally written, updated regularly" and "quick to read and digest."

Trenner also mentions that subscribers want their information delivered

quickly and efficiently with no "extraneous graphics or philosophizing."

Don't expect to make a lot of money, however. Though the Source pays royalties each time your publication is read (see table 1), costs for on-line storage, file maintenance, and updating can quickly skyrocket. *Real-Times* magazine spent one hundred hours of on-line time and several thousand dollars starting its service. You decide the size of your publication and your investment.

CREATE A NEED. The best way to get into electronic publishing is to first create a sharefile: a space reserved for you in the public file-storage area of the Source (see sidebar on Creating Sharefiles). Files stored here can be read by other subscribers. Once a sharefile has been created, you can advertise its presence using POST, the Source electronic bulletin board. By measuring the amount of response you get, you'll be able to determine if there's enough demand to move your material up to the user-publishing sector.

To meet the Source's user-publishing standards, you'll need subscriber demand and a quality product. At the moment, Pat Trenner is looking for publications devoted to micro news and services. But if you generate the demand, anything goes.

Once the Source accepts you into user publishing, they'll send you a contract to sign. This assures you of quarterly royalties and makes you responsible for file storage costs and on-line time needed to compose, update, and promote your brand-new electronic baby. To quote Source astronaut, Dave Hughes: "The future is unlimited. Will you be there?" ◀

USER-PUBLISHER OFFERINGS

You can access User-Publishing by typing PUBLIC at the command prompt. To avoid reading the disclaimer and introduction or to go directly to a specific publication, type PUBLIC, the publication number, and DIRECT. For example: PUBLIC 113 DIRECT for Apple City. The following is a current list of publications by user publishers. New titles are being added all the time.

Apple City 113 (TCD912)
Christology Course 124 (STI016)
Clearpoint Inc'l. News 158 (112560)
Crossword Puzzles 142 (ST9912)
Dial-A-Date 122 (TCA550)
Digital Decisions 118 (BBF611)

Eater's Digest 156 (STY542)
Elephant Walk Enterprises 172 (BBT394)
First Byte Software 117 (STX313)
Gourmet Diner's Club 127 (STQ967)
Image Micro Catalog 171 (ST7867)
Independent Record Releases 175 (STX453)
Jobhunter's Handbook 126 (STV709)
The Muses 151, 114 (TCP831)
Mylar's Warp 161 (MDR002)
Newsbytes 155 (STH256)
New Tech Times 125 (BBT599)
Online Educator 157 (ST6588)
Oxbridge Legal Forms 123 (STN250)
Par Mt. Telegraph 153 (TCS780)
Product Reviews 116 (TCY617)
Public Access Systems 112 (TCU583)

Real Times Magazine 111 (TCS091)
 Ridexchange 121 (ST0926)
 S.A.U.G. Magazine 115, 133 (TCA
 265)
 S.A.U.G. Libraries 22 (TCA205)
 S.I.G.O.P. Library 21 (TCV176)

Sourcetrekk 152 (TCE054)
 Teleresource 174 (ST3899)
 Vault Of Ages 141 (TCY971)
 W-I-N-K Magazine 154, 131 (TCV
 176)

— Richard Butt

CREATING SHAREFILES

If you're interested in creating an electronic publication on the Source's user publishing, you'll first have to open a sharefile. Sharefiles are spaces you reserve in the Source public file-storage area. These files can be read by anyone, whereas files stored in your regular User File Directory (UFD) are not accessible to other Source users. You can make text files or programs available to subscribers in your sharefiles.

Here's how to create your own sharefile. Use the 100 to write the article, catalog, or program you want to publish. When revised and edited to your satisfaction, store it in the 100's RAM.

Assuming you already are a member of the Source, call your local access number and sign on. If you have bypassed the Source main menu, type menu at the command prompt. Then enter option 7, Creating and Computing. From that menu, select option 5, File Transfer to the Source.

The next menu will ask you whether you want to upload using FILETRAN or RCV. FILETRAN supports flow control in the form of X-ON and X-OFF. RCV waits for a ? before transmitting each line of data. Use FILETRAN when using the 100.

You then will be prompted for the number of lines you wish to transfer between acknowledgements and for a new filename under which your text will be stored at the Source. If you designate an existing filename, the Source will prompt you for an OK to overwrite the file. When all the text has been transmitted, enter control-P or break.

Check your uploaded material to make sure the format hasn't been altered during the transfer process.

Files can be displayed by typing TY or CRTLIST and the filename. Editing is accomplished using the Source editor. Type ED and the filename.

Study the files section of The Source's user's manual to familiarize yourself with the text editor and file composition. When using The Source, you can type HELP SHAREFILES to learn how the shared-files system operates. Here's how to format your new file under a menu program:

At the command prompt, type ASF. This will attach you to your sharefiles area. To acquire the software to manage your publication, you must use a variant of the copy command. At the next prompt type GETSHR. Follow the next steps carefully: SOURCE: Get file from what user's SFILES area?

USER: STCPUB.
 SOURCE: Enter file name;
 USER: Here you should type READ.BASIC.
 SOURCE: Enter new name or c/r:
 USER: <enter>

Copy the following utilities using the same sequence, substituting these titles for READ.BASIC:
 HEADER
 MENU.FILE
 MENU.MAINT
 READ.LOG

READ.LOG is optional. This utility will log the ID of every subscriber who reads your files. Though it provides useful feedback on subscriber interest, it can grow rapidly and add to your on-line storage costs.

You must then contact STCPUB (MAIL: STCPUB to send a letter) to have the Source modify subscriber-access rights to your SFILES to allow automatic logging of IDs in READ.LOG and an automatic noting on your menu each time a subscriber reads your files. Your program won't run until this change has been made.

After the Source has notified you of their modification, change the ID in the READ.BASIC file from STCPUB to yours, using the text editor:

USER: ED READ.BASIC
 SOURCE: EDIT
 USER: L:STCPUB
 SOURCE: 1200\$="SFILES>
 STCPUB>"
 USER: C:STCPUB/YOUR-ID
 SOURCE: 1200\$="SFILES>
 YOUR-ID"

USER: FILE
 SOURCE: READ.BASIC

You also may change the name of the READ program to a short title appropriate to your publication's content (for advertising purposes) by editing line 130:

USER: ED READ.BASIC
 SOURCE: EDIT

**Avion
 Communications**

**Your Notebook
 Computer Software
 Source**

**PORTABLE COMPUTER
 SUPPORT GROUP**

Business Pak +	\$76.50
Data +	51.00
Sort 2 +	30.00
Tutor +	28.00
Tenky +	51.00
Disk +	59.50

**AMERICAN
 MICRO PRODUCTS**

American Calc Spreadsheet	\$85.00
RPN Calculator	25.00
Equation Solver	34.00

TRAVELING SOFTWARE

Time Manager	\$51.00
Appointment Manager	51.00
Sales Manager	51.00
Expense Manager	51.00
Traveling Writer	42.50

SKYLINE MARKETING

Porta Calc (Incl. Porta Dex & Porta Print)	\$59.50
Porta Stat	38.00



Personal checks welcome.
 Please add \$2.50 for shipping.
 NYC residents add 8.25% sales tax.

Call toll free
 1-800-235-2115
 In New York call (212) 532-6660
 Avion
 Communications, Inc.
 Suite 2405
 200 Madison Ave.
 New York, N.Y. 10016

ATTENTION TRS-80 MODEL 100 OWNERS

AT LAST! SOMETHING FOR NOTHING

(That means absolutely free!)

WHAT?

Just call us on the toll free number listed here and we'll send you two free programs on a cassette for your TRS 80 Model 100. They are:

File Manager: lets you kill, rename, and make files invisible at the touch of a function key plus 6 other features.

Restore: lets you restore lost text files from cold start or crashed computer.

Nifty? You bet! But you're probably wondering why we're doing this? For a very good reason. Keep reading.

WHY?

Because we want to put in your hands information on a very important new product that you've been waiting for, ROM Programs! Ever since you bought your TRS 80 Model 100 you've heard about programs in ROM. Well, they're here, ready to snap in and go! Giving you the power you've been waiting for. We believe you'll be so excited about our ROM programs that we're willing to give you FREE software just to tell you about them. So call today to order your free programs. You'll also receive all the details about this revolution in Model 100 software.

1-800-641-4645 Ext. 207

PORTABLE COMPUTER SUPPORT GROUP

11035 Harry Hines, Suite 207
Dallas, Texas 75229 (214) 351-0564

Circle No. 40 on Reader Service Card

```
USER: L' READ'
SOURCE: 130 P$= "READ"
USER: C/READ/YOUR-PRO-
GRAM-NAME"
SOURCE: 130 P$= "YOUR-
PROGRAM-NAME"
USER: FILE
SOURCE: READ.BASIC
```

Now that you have changed the ID line (and perhaps the program-name line as well) in the ASCII version of the READ utility, you must compile it:

```
USER: BASICV
SOURCE: BASICV REV19.0
USER: LOADREAD.BASIC
SOURCE: COMPILE READ (or
your new name for READ)
USER: QUIT
```

Be patient, this may take a few moments to compile.

You should design a title page for your publication by editing the header file: EDHEADER

This file will scroll out prior to your menu. Press enter to use the input mode and enter your text and any design you wish.

6. Since you already have uploaded your file to your SHARE-FILES area (if not, do so now) attach it to your menu file: BASICV MENU.MAINT

This is the menu maintenance utility. Follow the prompts and add your files. Time each so that the amount of time it takes to read each file will appear on your menu and save these additions. The time function will take a while, depending on the length of each file.

To review your publication, type: WHOM;BASICV READ.

If you chose not to retain READ>LOG delete WHOM: from this command.

Type TY READ.LOG to see how this file logs in date, time, ID and selections read.

You can make revisions and updates to your file with the READ program. In this way, subscribers may opt to read only your revisions and not the entire file. For instructions on using this feature, type TYP SHR:

```
SOURCE: From what user's SFILES
area?
USER: STCPUB <enter>
SOURCE: Enter file or pathname:
USER: REVISION <enter>
```

Advertise your material using POST. Try the Public Files, User Publishing, Bulletin Board, or any other category that seems appropri-

ate. Refer Source subscribers to your files with the command string: WHOM;BASICV SFILES>Your ID>READ (or your program name).

Remember, if you deleted READ.LOG, leave out WHOM; and if you changed the name of READ, use the new name.

That wasn't so hard, was it? Others have trod this path before you and so it can be done. If you have any problems, just relax and study the menu, seek on-line help, (type HELP and the command you don't understand at the command prompt) contact Pat Trenner at STCPUB or drop a note to me: ST0602.

Now, here's what you'll earn if your sharefile has generated enough response and you move up to being listed under PUBLIC, the Source official user-publishing section. They'll pay you a quarterly royalty payment based on the total billable time subscribers have logged onto your file. You, however, are responsible for your file-storage costs and the on-line time needed to compose, update, and promote your sharefile. Save money and compose off line, upload only when you're ready. ◀

—Richard Butt

NETWORKSHOP

continued from page 39

argue. If someone isn't interested, he doesn't have to join; or he can join just to see what's going on and not necessarily join in.

It's also possible to scan the first several lines of a story or note, and not read it all, or break off in the middle of reading it, and no one can accuse you of being rude.

LOTS GOING ON. People are discussing their reading, the plays and films they've seen, and editors are giving submissions advice. There's an on-going argument about whether or not to submit work that's been printed on dot-matrix printers.

Another participant is trying out the improvisational-theatre technique of role playing to get help on the novel he's writing. One member who's published many articles and several books plans to interview the other participants for a book on computers helping writers. While he gathers material, that same information will be useful to other participants. If someone wants something not there, he just asks — or he starts a workshop himself.

CONSTITUENTS. While the workshop is deemed organized, it's meant to be a free exchange and has the capacity of turning into the world's largest round-table.

People from every corner of the country are showing up. Their ages, too, are broader than found in the regular adult-ed classroom.

Things are getting written that had been shelved, or never started. Some of the members have never written anything before, others have been widely published. Some write mainstream fiction, while others create science fiction, westerns, experimental fiction, love poems, memoirs, and feature articles.

But you don't have to be a writer to get something out of the writing networkshop.

Case in point: Suddenly, an auditor suggested a creative way to participate. He offered to make letter-quality printouts for workshop members — at cost. It's the sort of good, generous sharing that's happening on line.

Now that he's finally speaking up,

he's getting something concrete, something he's wanted all along: help improving his second language, English. His contributions are being edited in his own special conference.

Another case: "Cadaver," the literary-medical expert who's been making helpful and humorous "house calls" in the workshop, now is considering writing pieces for one of the popular medical-health magazines that was profiled on networkshop. Seems he's caught the writing bug, too.

The workshop has been on line since February. The staff started with a published writer of fiction and non-fiction and a moderator who knows the inner workings of Participate. It's he who helps joiners smoothly find their way around the conference.

A third-staffer will take charge of the nonfiction branches. Near-future plans include plugging in an established poet and guest lectures by writers, editors, and agents.

GETTING THERE. Within two and one-half months of starting, the workshop contains literally dozens of different

subconferences and over a thousand notes. How do you get started in such a maze? The answer turns out to be quite simple, thanks to the fluid structure of Participate and the control the workshop organizers have over the medium.

If you already subscribe to *The Source*, to join writing workshop at *The Source* command level you type PARTI READ "WRITING NETWORKSHOP". If you already use Parti, then type READ "WRITING NETWORKSHOP".

NO WRITER'S CRAMP. The main thing is that participants join only those activities of immediate interest to them. If a new joiner only is interested in submitting a manuscript for review and finding out about suitable places to submit it, he or she only needs to join two or three conferences to keep abreast of events. The workshop organizers inform everyone of important or unusual offerings elsewhere in the workshop. Also for new joiners, there's a way station where the moderator and other staffers greet them at the gates.

There are advantages and disadvantages to meeting electronically. It's not possible to point to a participant and insist on a response. So, as one participant put it, "There is less pressure to produce." Others, though, have found the prompt: sometimes daily feedback is just the incentive needed.

The work seems to be judged more objectively without recourse as to how the person looks, or expresses himself in speech. Another thing: People aren't attending only to meet other people, as sometimes happens in adult-ed classes. Still, no one's come up

with a way to meet for a beer afterwards...yet. ◀

Sharon Lerch, organizer of *The Writing Workshop*, has published fiction and nonfiction. Her husband, Irving Lerch, developed lectures on *Participate*. Sharon has been a contributing editor and foreign correspondent for *Chicago* magazine. She also has published articles in *The New York Times* and *The New York Post*. Her fiction has appeared in *Confrontation*, *North Dakota Quarterly*, and *Washington Square Writes*.

WHAT YOU'RE GETTING INTO

In a traditional writer's workshop, the swirling discussion — while focused on a particular story — often leads to paths that must be abandoned because of time constraints. In the electronic workshop, these paths become branch conferences.

At this writing, the networkshop had 13 subconferences (see chart).

The Q & A subconference deals with the processes, goals, plans, and details of the workshop. It has no branch conferences.

News Ideas branches into 15 branch conferences, 9 of them fiction pieces submitted by conference members. The branches include discussions on literary criticism (The Key), medical information (House

the great oak company T.M.

LONE WRITER
\$44.95

The 1st
PRINT FORMATTER
made especially
for writers who hate
asking for help!

With **LONE WRITER**, you can produce virtually any document — from business letters to slick ad layouts... effortlessly. Just insert a few simple, common sense commands for formatting and fonts into your text, and presto! Everything you write looks terrific!

ELEGANT FORMATTING FEATURES

- Line and Text Centering
- Left and Right Justification
- Vertical Spacing
- Hanging Bullets and Hyphens
- Page-wide Lines (broken and solid)
- Headers, Footers, Page Breaks and four styles of Page Numbering

Available for the
TRS-80 Model 100
and **NEC 8201.**

BUILT-IN INGENUITY — In many cases, you may not need commands at all — **LONE WRITER's** default settings do the job.

UP TO 128 WAYS TO EXPRESS YOURSELF — 16 different fonts, adjustable to almost any printer; from **EXTRA-LARGE EMPHASIZED** to condensed, plus underlining, italics, subscript, superscript, and double-strike capabilities.

A STEP-BY-STEP USER GUIDE —

Clear explanations that make commands easy to remember, plus handy tips of examples that show you how to solve all kinds of common (and uncommon) formatting problems.

the great oak company

9 Great Oak Road
Huntington, CT 06484

Enclose check or money order
\$44.95 plus \$2.50 for postage and
handling

DON'T LET THE HAZARDS OF WEATHER SPOIL YOUR DAY.

Our **WEATHER FORECASTER**, programmed for the Model 100 user, can be your personalized computer meteorologist. Severe weather conditions no longer need to cause last minute cancellations.

For the boater, sailor, aviator, traveler, fisherman, hunter and anyone who plans a trip or an event, our software cassette accurately predicts and projects up-to-date weather information. With the touch of your finger, instantly you'll know storm weather, moving and stationary fronts.

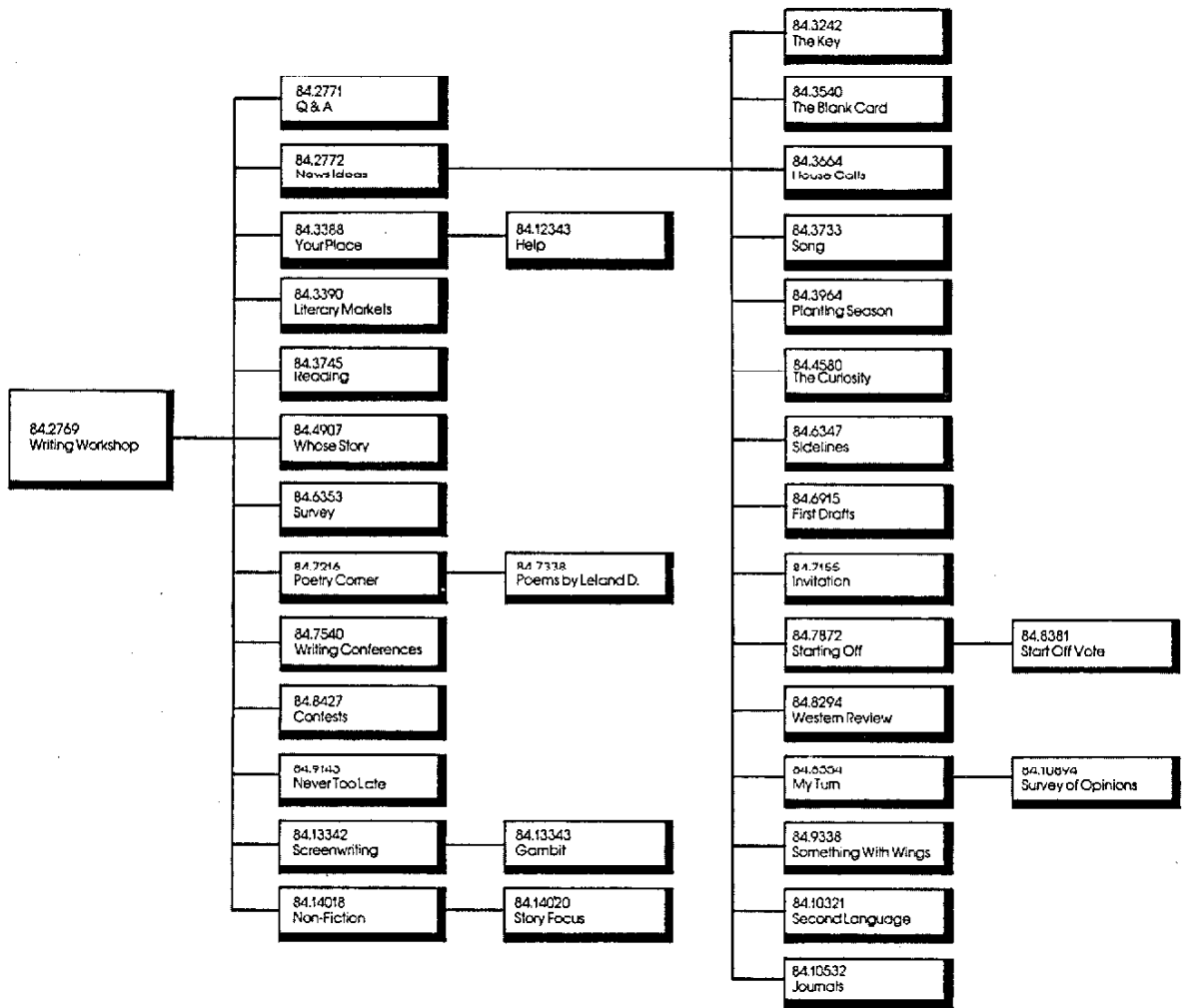
ONLY \$19.95. A **WEATHER FORECASTER** for the personal computer Model 100 and an easy to read instruction booklet.

Please add \$2.00 for shipping and handling charges. Michigan residents add 4% sales tax.

\$19.95 Per Cassette

CAPS MARKETING

2555 Lake Dr. S.E.
E. Grand Rapids, MI 49506



CHATTANOOGA CHOO CHOO SOFTWARE

Your One Stop Station Track 29
For Computer Programs

BUSINESS

*Skyline Software

Tele-Stock - investment management
(24K) ~~\$69.95~~ \$56.95

PortaTax - tax planning program
(32K) ~~\$99.95~~ \$94.95

*PortaCalc - Electronic spreadsheet
PortaPrint & PortaDex included
(24K) cassette ~~\$99.95~~ \$96.45

*PortaStat - statistical package

*PortaMax - linear programming

*PortaFin - loan & investment pkg.
(24K) ~~\$44.95~~ \$39.95 ea.

Portable Computer Software Group

Business Pak+ includes:
Write+, Graph+, Expsn+, Telex+,
Put+, Sort+, & a 120-page manual
6 cassettes (8K) ~~\$119.95~~ \$85.45

Businesspak++ includes:
Invoic, Financ, Telex+, Calndr,
Type+, Brkven

6 cassettes (8K) ~~\$89.95~~ \$85.45

*Data+, Tonky+ (8K)

~~\$59.95~~ \$56.95 ea.

Sort+, Tutor+ (8K)

~~\$29.95~~ \$28.45 ea.

*Chattanooga Systems Associates

Book Bookkeeping,

Tfile-Tape File Management,

Check-Checking Account Record,

Trip-Expenses

(8K) ~~\$29.95~~ \$28.00 ea.

Auto Pen-Word Processor

Formats & prints from text files.

(8K) ~~\$29.95~~ \$28.00

Expanded Autopen (version 4.1),

Plus version 4.0

~~\$49.95~~ \$37.50

Celestial Software

Navigation Pac - seven programs:
for Sailing (8K) ~~\$19.95~~

Astronomy Pac - Star identification

Complete with software,

astrolabe, Silva compass and book.

(16K) ~~\$59.95~~

Software and instructions Only

~~\$39.95~~

8K RAM MODULES

~~\$64.95~~ \$59.95 ea.

NAVComp

2 Aviation programs

in 1 package

Flight Planning

and Realtime Navigation

(16K) ~~\$49.95~~

Prickly-Pear Software 10% OFF

Viking - (24K) simulation game

Football Quarterback Strategy

(16K) ~~\$19.95~~ \$17.95 ea.

* Available for NEC

Personal checks and

PURCHASE ORDERS WELCOME.

Please add \$2.00 for shipping

in the U.S.A.

 Tennessee residents

add 7.25% sales tax.

C.O.D. orders add \$2.00.

Send for FREE catalog!

(615) 875-8656

P.O. Box 15892

Chattanooga, TN 37415

NETWORKSHOP

Calls), and using a journal as a source for fiction. One writer (Starting Off), let readers vote on aspects of his work (Start Off Vote). Another (My Turn) created a sub-branch (Survey of Opinions) to discuss his work with his readers.

Your Place provides a sounding board for conference members to make their "wishes, needs, and peculiarities felt."

Literary Markets discusses where to sell material a writer's written.

Reading gives members a place to talk about a book read recently or other literary exposures like public readings.

Whose Story is dedicated to discussing point of view and how it influences how a story is told.

Survey invites members to talk about what direction the conference is going.

Poetry Corner provides poets with a forum for their work.

Writing Conferences keeps mem-

bers appraised of upcoming traditional forums for scribblers.

Contests tells members about events awarding prizes for writing.

Never Too Late is an empty conference.

Screenwriting is for discussions of writing for film and television.

And Non-Fiction is for sharing information on that form of writing.

In a traditional conference, a writer would get bits and pieces of the kind of information in these branch conferences, but most of those discussions would be nipped in the bud, because they detract from precious time spent critiquing stories.

In the networkshop, though, if an author wants to talk about selling a piece, he or she can go to a branch. And if the author is thinking of turning the piece into a screenplay, advice is waiting in the Screenplay branch. All this can be done outside the straitjacket of absolute time. ◀

—John Mello

WHAT IT COSTS

How do costs compare with conventional workshops?

In urban areas writing workshops typically charge \$150 to \$200 for 10 to 14 two-hour sessions. (And you have to figure in your transportation costs each time you go.) If you join The Source *strictly* for the writing networkshop, the figure is comparable at first. Amortized, though, the cost goes way down. (Also, all of the other services on The Source are available to you.)

The one time registration fee to join The Source is \$100. (There is no fee to join writing networkshop.) After joining, you're charged only for the amount of time you're actually connected to The Source. (All of your writing may be done off line. If you wish, you may be on line only as long as it takes to upload and download.)

Connect-time charges are \$20.75 per hour from 6 a.m. to 6 p.m. and \$7.75 per hour after 6 p.m. and on weekends. (Usually active participants are on line for an average of one hour per week or evenings.) There are no additional costs as-

sociated with participation in the workshop.

For 300-hand service, daytime use is \$20.75 per hour, Monday through Friday, 7 a.m. to 6 p.m.; evening and holiday use is \$7.75 per hour, 6 p.m. to 7 a.m. Figures are generally higher in Alaska, Hawaii, and Canada.

There are extra charges for 1200 baud and storage costs, if you store files on The Source computers.

The minimum monthly charge is \$1 for account maintenance (two storage records), \$9 for usage, and a 25 cent minimum for connect fees each time you access The Source. Individuals must pay with a major credit card.

It's possible to set up multi-user accounts so the registration fee is split among several subscribers. (And there are times during the year when the one-time registration fee might be lower.)

If you'd like a brochure explaining other services available through The Source, you can call a toll-free number, 1-800-323-1717 (1-800-942-8881 in Illinois) and ask for operator 91. ◀

BOOKS



GENERAL-PURPOSE BOOK PROVIDES DILUTED PROGRAMS

44 Programs for the TRS-80 Model 100

Jim Cole
ARCsoft Publishers
P.O. Box 132
Woodsboro, MD 21798
96 pages
\$8.95, softcover

By TERRY KEPNER

Jim Cole's book, *44 Programs for the TRS-80 Model 100*, tries to be a book of general purpose programs to interest a large audience of portable lap-computer owners. Unfortunately, the book fails in this goal mostly because the programs are too simplistic to really be useful.

BANALITY. Some programs seem to have been included just as filler. For example:

- Executive Decision Maker — a five-line program;
- Dual Time Universal Clock — which tells you the local time and the universal time;
- Alarm Clock — which uses the ON time GOSUB command; and
- Backward Writer — which takes what you write and writes it backwards on the LCD.

The programs don't really teach anything or do anything useful. And with space at a premium, no one would want to waste the RAM necessary to keep these simplistic programs in place.

SOME BETTER. To be honest, not all the programs fall into this trap:

- Making Change — calculates the number of quarters, dimes, nickels, and pennies change you get from a purchase. It's a good educational program for a child;

- Advertising Costs — computes the actual cost per sale of your advertising dollar in a business; and

• Inventory — could be a real help to a fledgling businessman.

The five finance programs —

- How Money Grows;
- Deposit Doubler;
- Mortgage Loans;
- Installment Purchase Plan; and
- Rule of 78s Loan-Interest Rebate

— are all good programs. Some of the games and graphics programs also are interesting. But overall, the programs aren't that informative.

MISINFORMATION. Jim Cole also makes two gross errors in his book. First, he says that two programs in memory can't have lines with the same line numbers (that is, you can't have two programs where each has a line number 10). Second, he says the programs will run on the NEC portable computers in the PC-8200 series.

Both these statements are wrong. Because of the method used by the 100 to partition off RAM for each program, the actual line numbers used in a program refer only to that program. You can have as many programs with line number 10 (or 20, or 30, or whatever) as you can fit in memory.

Second, the NEC computers don't use the PRINT@ command, so any of these programs which use that command won't work on the NEC. Instead, you have to convert the PRINT@ to the NEC command: LOCATE X,Y, where X is the column position and Y is the line number. Unfortunately, Cole doesn't mention this anywhere in his book.

SLOPPY APPEARANCE. My next two complaints deal with the format of the book. All the programs are hard to read because they're reproduced from dot-matrix listings and are in all uppercase letters.

The line-listings could easily have

been done with a daisy-wheel printer which would have improved the appearance of the book considerably. This would have eliminated the variation of dot density that each line in the book now shows (the character 9 is almost always lighter in shade than the character H). And the lack of lowercase simply shows a lack of professionalism in the programming. Since the computer supports both uppercase and lowercase, why make all the prompts uppercase only?

NO LOWERCASE OPTION. This leads to another problem. The prompts that require a letter response, such as Y for Yes or N for No, only accept uppercase as a valid input. Since the programmer wasn't thinking of lowercase, he didn't check to see if maybe the program user's response was lowercase.

As an example, Inventory lets you build and keep an inventory of items in your computer's RAM. But who wants an inventory list entirely in uppercase? Switching to lowercase makes for easier reading, but when you try to give commands to the program you have to switch back to uppercase only. Another problem with inventory is it doesn't print to paper. You can only add to the inventory, read the inventory, and erase the inventory, so even one of the more useful programs isn't that well-written.

And while he does supply printed samples of how the programs appear while running, they aren't complete. For example, the sample run of the Number Guessing program finds the number in three guesses, whereas the actual run always takes six guesses.

FOR IDEAS ONLY. In summary, I was disappointed in this book. While some of the programs are interesting, most of them would have to be modified before they could be truly useful. I can't really recommend this book, except perhaps as an idea book or a starting point for your own programs. ◀

REVIEWS



PRO AID OFFERS SOPHISTICATED FOR 100 USERS

Pro Aid

Micro Demon Inc.
P.O. Box 50162
Columbia, SC 29250
\$39.95

By CARL OPPEDAHL

Pro Aid is a powerful machine-language utility for sophisticated users of the Model 100. It takes advantage of well-known ROM subroutines and a little-known RAM hook in system RAM to provide automatic-line numbering in Basic, 26 new function keys, and a variety of other useful functions.

Pro Aid is shipped on a non-copy-protected cassette. When loaded into the 100 by means of the CLOADM command, it resides, like any machine-language program, in the area between HIMEM (in this case EEF0H) and MAXRAM (F5F0H). In an 8K machine, this leaves somewhat less than half the RAM for user files.

SHIFTED KEYS. When the caps-lock key is down, the shift key normally has no effect on the 26-letter keys. With Pro Aid installed, and the caps-lock key down, each shifted letter becomes a function key, generating as many as 14 characters.

When initially loaded, Pro Aid matches up the 26 keys with commonly used Basic keywords. With a bit of practice this could yield a time savings when one is typing in long Basic programs. Pro Aid allows easy changing of the key meanings. One could make shift-L into, say, a log-in sequence of account number and password, to be used during TELCOM. Or, frequently used words and phrases could be set up for single-key entry within TEXT.

The function-key meanings are stored in the machine-language area of RAM, and so are lost if another machine-language file is loaded there. As a result, if one reprograms a number of the function keys, one may wish to store the new meanings for later re-loading. One way to do this is the SAVEM and LOADM commands.

AUTO-LINE NUMBERING. David Sumner, author of Pro Aid, says current orders for Pro Aid are being provided with an auxiliary program ONOFF, written in Basic, which makes it easy for the user to load and restore function-key definitions.

Another feature of Pro Aid is automatic-line numbering in Basic. The escape key, which usually has no meaning in Basic, will cause a line number to appear on the screen just as if it had been typed in digit by digit. The line numbers generated this way have an initial value (usually 10) and increment (usually 10) each of which may be easily changed by the user.

How many times have you typed list and looked to the screen to see 35 ST? Pro Aid can be set to beep whenever the NUMS key is down.

BASIC ENHANCEMENT. Pro Aid coaxes a lot out of the Basic interpreter. Recall that in immediate mode (when a line of text is typed in with no line number) a statement such as PRINT 2+2 will yield a 4 on the screen. With Pro Aid installed, a keystroke puts the computer in calculate mode, a sort of enhanced version of immediate mode. In calculate mode, if you type 2+2, the answer 4 appears; the keyword PRINT need not be typed.

In calculate mode, the syntax of the PEEK and POKE commands is changed so one may PEEK from successive locations, POKE to successive locations, PEEK 16-bit values from address pairs, and POKE 16-bit values to address pairs. In calculate mode, routines are

provided to allow conversion between hexadecimal and decimal.

Holding down the control key and pushing a letter key activates any of several additional Basic capabilities (see table 1).

POTENTIAL PROBLEMS. For those who use no other machine-language files, Pro Aid may be installed and forgotten. The only visible reminder is the smaller number of free bytes. For those who use other machine-language files, however, a number of problems can arise. The most insidious problem is the matter of the modified RAM hook which Pro Aid uses to accomplish its high-powered keyboard scanning.

As described in the sidebar "Understanding RAM Vectors," if the RAM hook isn't returned to its original value prior to use of the CLEAR or LOADM, it's quite easy for all user files to be destroyed inadvertently. The manual describes a POKE command which may be used to clean up the RAM hook, but it's easy to forget to do it. (The program ONOFF, mentioned above, has a menu option making it quite easy to correct the RAM hook.) Another potential problem with the use of Pro Aid and other machine-language files is the fact that the various machine-language files compete for the highest location in the machine-language area (see "The Battle of the .CO Files" sidebar).

One must use the relocater provided with current Pro Aid packages if other machine-language files are to be used.

BENCHMARKS. The 24-page manual does a pretty good job of explaining the functions and uses of Pro Aid. It's printed on a dot-matrix printer and the text goes from the first page to the last without a break for illustrations, charts, or tables. There is no index, although the manual is short enough that it doesn't take long to skim the whole thing if a particular part is wanted.

No customer service phone number or mailing address is provided with Pro Aid in the manual or anywhere else. The voice-telephone number (803-733-0980) in the advertisements is an answering service. The person who answered when I called wasn't able to answer any of my questions, but did offer to take a message. When I did get assistance, it was by leaving a message on the bulletin board (803-783-0575).

Pro Aid does what it claims to do, providing single-key entry of words and commands in BASIC, TEXT and TELCOM, and a variety of other handy functions. It's a pretty good value for heavy users of the 100.

CTRL KEY	ADDED FUNCTION
A	Used to put a carriage return at the end of a function-key definition
D	Deletes a range of line numbers *
F	Same as typing FILES
G	Goes directly to ADDR55
J	Prints starting location and length of the current BASIC program *
K	Enters "calculate" mode (discussed in the text)
L	Changes initial value and increment of automatically generated line numbers
O	Prints the number of free bytes in memory *
P	Same as typing LIST
Q	Same as typing KEY LIST
R	Goes directly to TELCOM
T	Goes directly to TEXT
V	Toggles reverse video on screen
W	Same as typing CLS
Z	Goes directly to SCHEDL
[Same as typing PRINT HIMEM
]	Used to redefine a Pro Aid function key

An asterisk () indicates a Pro Aid function going far beyond what may easily be done with simple Basic commands.

Table 1. Pro Aid Basic Control Keys.

HOW PRO AID PERFORMS ITS KEYBOARD FUNCTIONS

Before launching into a detailed discussion about RAM vectors, let's briefly review memory organization in the Model 100. All memory locations from 0000H (decimal 0) to 7FFFH (decimal 32767) are in ROM and so never can be changed by the user. The remainder of the memory locations, from 8000H (decimal 32768) in a 32K machine, to FFFFH (decimal 63953), are in RAM, and may be changed.

While the user may change the contents of RAM locations through the POKE command, almost all normal activities having effects on RAM are accomplished through the Microsoft ROM routines and are pretty carefully controlled. The Microsoft RAM-handling routines do a very good job of allocating and manipulating RAM. Starting from 8000H (in a 32K machine) and going up are:

- .BA files;
- .DO files;
- .CO files;
- Any unused RAM;
- Basic variable area;
- Machine-language area (containing the particular machine-language file actually in use); and
- System RAM area (see "Delving Into the Darkest Reaches of the

Model 100's Memory," by Bill Walters, *Portable 100*, January 1984, page 16).

The Basic variable MAXRAM, with the value F5F0H (decimal 62960), gives the boundary between the machine-language area and the system RAM area. The Basic variable HIMEM gives the lower boundary of the machine-language area. In the 100, it almost never happens that the CPU executes instructions anywhere but in addresses below 8000H, namely in ROM BASIC, TELCOM, TEXT, ADDR55, and SCHEDL are all in ROM, as are the fundamental routines that accomplish such things as input from the keyboard and the displaying of characters on the screen.

But the behavior of the ROM routines is changeable. To allow later enhancements, and to facilitate correction of bugs discovered only after mass production of the ROM, Microsoft provided some 40 hooks, places where a ROM routine jumps or calls to RAM. The RAM locations, all of which are above F5F0H (in other words, within the system-RAM area), usually contain a single instruction transferring control directly back to the ROM routine. These RAM hooks or RAM vectors

are located in three subdivisions of the system RAM area:

- From F5F6H to F612H (decimal 62966 to 62994), allows for expansions and corrections of already implemented features such as interrupt handling;
- From FADAH to FB14H (decimal 64218 to 64276), contains nothing but return opcodes for subroutine calls regarding presently inactive future expansion areas such as the TELCOM F6 and F7 keys (with hooks at FB0CH and FB0EH, respectively). You can demonstrate the F7 key by POKEing different values into the F7 RAM vector. For example, the subroutine Microsoft uses for the BASIC command FILES is located at 1F42H (decimal 8002). Thus, if you type POKE 64270,66:POKE 64271,31, then in TELCOM Term mode, the F7 key will generate on the screen a list of user files.
- From FB16H to FB39H (decimal 64278 to 64313), contains instructions to jump to the illegal function call message ("FC") which is generated at 08DBH (decimal 2267). These are for commands which aren't yet implemented, but which must be flagged with an error message. For example, if you try to open

the device CRT: for output without a disk-video interface connected, you'll get the message "?FC Error". That's because the sixteen-bit value stored at FB1AH (decimal 64282) is 08DBH. With the disk-video adapter installed, the value at FB1AH is changed to point to the CRT routine. Table 2 gives a list of well-known RAM vectors.


Keyboard scanning in the 100 happens only when the CPU performs it. Every four milliseconds, the clock/calendar chip (which runs on the backup nicad battery even when the 100 is turned off) sends a pulse to pin 7 of the 8085 CPU, generating a restart 7.5 interrupt. The 8085, if it's powered up, responds to the interrupt by means of a subroutine call to 3CH. The ROM code there leads to 1B32H (also within ROM), which contains a call to F5FFH (decimal 62975), one of the RAM hook addresses mentioned above.

Usually the memory at F5FFH contains the value 0C9H (decimal 201), which is a return opcode. (That RAM location gets its value at the time of a cold start from an initialization value at 0369H.) The return opcode transfers control back to the ROM routine to continue ser-

STRONG VERSATILE HARD COVER FOR MODEL 100

DESK TOP PROTECTION from dust, spills and things that get dropped. Optically clear so time and modem prompted messages are seen at a glance.

THE ULTIMATE LAP MACHINE!
Invert cover and add Prop Legs to create a stable interlocked unit at a most comfortable lap use angle.



THE PERFECT SOLUTION to proper protection of screen, keys, and key switch shafts when carrying in a briefcase, it's softcase or in any case. Made of .080 inch thick high impact Eastman PETG plastic.



\$1795 + \$200 S & H, Check, MO, MC, VISA, TX Res. + 5%.
Money Back Satisfaction Guarantee!

[Prop Legs
not included]

THE SOUTHWORTH CO. 3527 Oak Lawn Ave., Suite 113
P.O. Box 191089, Dallas, Texas 75219-8089

vicing the timing-pulse interrupt. The ROM routine checks for depressed keys, and, depending on whether the same key was found to have been pressed earlier, translates the key closure into the appropriate ASCII value. (The translation process is summarized in "ROM Keyboard Tricks for Living Life Beyond INKEY\$,TM" by Jake Commander, *Portable 100*, October 1983, page 55.) Once the ASCII value has been determined, the ROM routine places the value in the keyboard-input buffer starting at F685H.

The timing-pulse interrupt routine does more than just read the keyboard. For example, the power-off timer is decremented so if the keyboard is untouched for a certain period, the 100 will turn itself off.

Almost all programs running in the 100 get their keyboard input from the keyboard buffer. As a result, a program such as Pro Aid that puts things into that buffer may be used to simulate the typing of keyboard input for BASIC, TELCOM, TEXT, or almost any other program.

Pro Aid changes the value at 0F5FFH from a simple return to a jump instruction. The jump is designed to transfer control to the Pro Aid program, which presumably has been loaded to the machine-language area (in other words, between HIMEM and MAXRAM). Whenever a keyboard scan is about to take place (because of a timing-pulse interrupt) the RAM vector gives Pro

Aid a chance to look at the keyboard before the regular ROM routine does. If any of several usually meaningless key combinations has been pushed, Pro Aid looks up the corresponding text string in a table (also located between HIMEM and MAXRAM), and loads the associated string onto the keyboard buffer, just as if it had been typed in key-by-key.

Suppose Pro Aid is loaded into the machine-language area and executed. Pro Aid modifies the RAM vector for timing-pulse interrupts. You can see this by PEEKing at locations 62975-7. Usually the values found there are 201, 0, and 0, which translate to a machine-language return. With Pro Aid installed, the values are 195, 298, and 240, which translate to a machine-language jump to F0F8H (decimal 61688). F0F8H is part of the Pro Aid program.

If at a later time, some other machine-language file is loaded, using the LOADM into the machine-language area (this might happen by running Portable Computer Support Group's Write+ or a bar-code-reader program), the new machine-language file would write over some or all of the machine-language instructions of Pro Aid. In particular, the machine-language instructions at F0F8H probably wouldn't make sense.

Within a fraction of a second, another timing pulse would be gen-

erated by the clock/calendar chip. The interrupt routine would go to the RAM vector, and then would jump to F0F8H. The CPU would start executing whatever it found there. The result would be mayhem. Depending on what the CPU were to find, the result might be damage to or destruction of user files.

The moral of the story is: One must be very careful to restore the RAM hook value before loading something in place of Pro Aid. With Pro Aid, the easy way to do this is POKE 62975,201. Another moral of the story is to make backup files often. The danger of loss of files isn't limited to Pro Aid. Any machine-language program that modifies RAM vectors or other memory locations in system RAM (above F5F0H) can get the user in trouble if the previous RAM contents aren't carefully restored.

One familiar example of such a program is the bar-code reader sold by Radio Shack (26-1183). It modifies the RAM vectors at FB20H, FB22H, FB24H, and FB26H so that instead of displaying a ?FC error, the 100 jumps to bar-code-reader machine-language routines at F199H, F1ADH, F1B8H, and F1B1H respectively. If the appropriate machine-language file, namely a bar-code-reader driver, is located there, nothing bad will happen. But if some other material has been loaded there, user files may be lost when a WAND open is per-

formed. Radio Shack provides a subroutine to clean up the WAND vectors (CALL 01807) which must be called before exiting any Basic program using the bar-code reader.

The risk of destruction of user files arises whenever a machine-language file in the machine-language area is overwritten without tidying up the RAM hooks. But loading a new machine-language file into the machine-language area isn't the only way to destroy inadvertently the contents of the machine-language area. Another way is to reduce the size of the machine-language area through the CLEAR command. As a result, a part of RAM previously protected by the operating system (because it was contained within the boundaries of the protected machine-language area) suddenly is exposed to the ravages of the Basic variable handling routines. When some untidy RAM hook value sends the 8085 CPU to such a part of RAM, anything may happen, including loss of all files.


In fairness to Write+, I should stress that the program doesn't tamper with any RAM vectors. It's just that running Write+ will cause the machine-language area to be overwritten. ◀

This and the accompanying sidebar were adapted from a soon-to-be-published book, Advanced Programming of the Model 100, by Carl Oppedahl.

TELE-STOCK™

STOCK MARKET DECISION ASSISTANCE

for TRS-80* Mod 100



12 to 24 hours ahead of the newspaper at less than the cost of the newspaper Your Model 100 automatically calls the Dow Jones News Service immediately following the close of the market each day, retrieves the market activity for your investments (it takes about 1 minute and cost 15-30 cents), then displays and prints for each investment:

- Today's Activity
- Return on Investment
- 45 day historical graph showing HIGH, LOW, CLOSE, VOLUME

IMPROVE YOUR INVESTMENT PERFORMANCE
 for only \$49.95 on cassette with manual. Send check, money order or VISA/MC number with expiration date ...

Skyline Marketing Corp.
 4510 W. Irving Park Rd.
 Chicago, IL 60641
 (312) 286-0762

MODEM ORDER LINE (312) 286-5015
 *Requires 24K Model 100 with direct connect or acoustic cable
 *TRS-80 is a trademark of the Tandy Corporation

add \$2.00 shipping and handling per order



Circle No. 44 on Reader Service Card

Traveling Software



TM

"FOR PEOPLE WHO ARE GOING PLACES"™

11050 Fifth Avenue NE
 Seattle, Washington 98125
 (206)367-8090

THE BATTLE OF THE .CO FILES

If one has several Basic programs which are to be used from time to time, they may be left in memory. The Basic interpreter can execute a Basic program regardless of its location relative to other Basic programs in RAM. The Basic program is executed right where it sits in the Basic file area.

In distinct contrast, any machine-language file which is to be put to use must be loaded into a precise part of RAM, the machine-language area, to run properly. This machine-language area, located between HIMEM and MAXRAM, is protected by the operating system.

The 100's operating system also provides for storage of machine-language files in the user-file area, just above the document files. While many machine-language files may exist in the user-file area, only one of them may be in the machine-language area at a time.

Pro Aid, Write+, and programs for the Radio Shack Bar code reader each come with a machine-language

file designed to be in the machine-language area, butted up against the bottom of the system-RAM area. The usual practice is for the Basic program requiring a particular machine-language file to load that file from the user-file area into the machine-language area, then gain access to it through CALL commands and RAM vectors.

But what if one wishes to have Pro Aid running all of the time, including times bar-code reader is in use? Pro Aid and the bar-code reader driver cannot, by definition, each be butted up against the bottom of the system-RAM area. Yet Pro Aid is intended to load from 61169 to 62959, taking up 1791 bytes, while the driver for Universal Product Code wand input loads from 61788 to 62611, taking up 824 bytes.

One might suggest the remedy is simply to load both of the machine-language files into the machine-language area, one above the other. But only the highest located machine-language file will run right.

Any attempt to use the other would jam up the 100 or maybe destroy user files. Let's see why this is so.

The first reason that a relocated machine-language file causes trouble is that the entry points are relocated as well. Thus Pro Aid, usually starting at 61169 (decimal) might be accessed through the Basic command CALL 61169. But if Pro Aid were moved down 824 bytes to reside below the UPC driver, the command CALL 61169 wouldn't reach Pro Aid's new starting location, namely 61169 minus 824 or 60345.

In contrast, the Basic command RUN "RAM:PROG" will transfer control to the program PROG no matter where it's located in memory. But even if the CALL commands and RAM vectors are corrected to gain entry to a relocated machine-language file, there's a more fundamental problem with relocating a file within the machine-language area. It has to do with jumps.

Just as Basic has its GOTO statements, almost every machine-lan-

RESEARCH REPORT

MICROCOMPUTER OPERATING SYSTEM STRATEGIES

- Explores impact on micro hardware and software business of trends in operating systems, including Unix, MS/DOS, CP/M.
- Discusses user perceptions of operating system elements including data management, and the interface between applications software, programming tools and DBMS.
- Details past and future impact of Xerox Dynabook and Smalltalk developments on products such as Apple's Lisa, Quarterdeck's DESQ, Visicorp's VisiOn, etc.
- Establishes the product-planning parameters for future micro product offerings, and reviews probable adherence to these parameters by AT&T's future 32-bit micro, IBM's rumored "4301" and other upcoming products of significance.
- 237 pages; 42 exhibits; published September 1983; price \$1,650.00.

For free descriptive literature and a detailed table of contents, contact:

INTERNATIONAL RESOURCE DEVELOPMENT INC.

30 High Street
Norwalk, CT 06851 U.S.A.
Call TOLL-FREE
800-243-5008
(203) 866-6914
WU Telex 64 3452



TRS-80


ALWAYS AT
SALE PRICES



WE SHIP
FAST!

DFW COMPUTER CENTER
326 MAIN ST., GRAPEVINE
TEXAS 76051 — (817) 481-7283

OUR TRS-80s Have the Radio Shack warranty



To get YOUR SALE price CALL:
1-800-433-SALE

guage program contains jump instructions. A jump instruction tells the CPU to transfer control to some address other than simply the next address in sequence.

With many CPUs, including the well-known Z80, so-called relative jumps may be used. Such an opcode, containing an eight-bit offset, simply moves ahead or back in memory by a given number of addresses. Through skillful use of such jumps, it's often possible to write a particular machine-language program so that can run perfectly no matter where it's located in memory. If the idea is to jump to an address, say, 10 bytes ahead, the relative jump will accomplish that end regardless of where in memory the program is lo-

cated.

The instruction set of the 8085 processor (used in the 100) doesn't, however, include relative jumps. The only jumps available are so-called absolute jumps, in which the complete 16-bit address appears in the opcode. Almost any machine-language program of more than a few lines contains some of these jumps; if the program is to be moved to (and executed in) a different part of memory, then each of the 16-bit addresses must be changed. The instruction that would accomplish a jump ahead of, say, 10 bytes from the present location simply doesn't exist in the 8085's vocabulary.

So imagine what would happen if Pro Aid, for example, were moved

down 824 bytes in memory and then executed. Sooner or later a jump instruction would be encountered. Suppose it's a jump to 62000. The instruction formerly located at 62000 would now be at 61176, since it moved down 824 bytes. But the jump would still go to 62000. The information stored at 62000 might not even be executable code. The CPU would run amuck, perhaps destroying user files.

By way of comparison, Basic files in the 100 also contain 16-bit addresses, one for each line number, giving the starting location in memory of the succeeding line number. If a Basic file is killed, the user files above it in memory are all moved down to fill in the place where the

HOOKLOCATION


ROM ADDRESS

FUNCTION

F5F9	002D	Bar code reader interrupt
F5FC	6DAC	UART data ready interrupt
F5FF	1B32	Timing pulse interrupt
F602	0024	Low power interrupt
F60F	0380	Option ROM expansion
FB0C	551D	TELCOM Term F6 key
FB0E	551F	TELCOM Term F7 key
FB1A	14F8	CRT open
FB1E	14FA	CRT put
FB20	1881	WAND open
FB22	1883	WAND close
FB24	1885	WAND get
FB26	1887	WAND other
FB28	506B	LOF
FB2A	506D	LOC
FB2C	506F	LFILES
FB2E	5073	DSKIS
FB30	5071	DSKOS

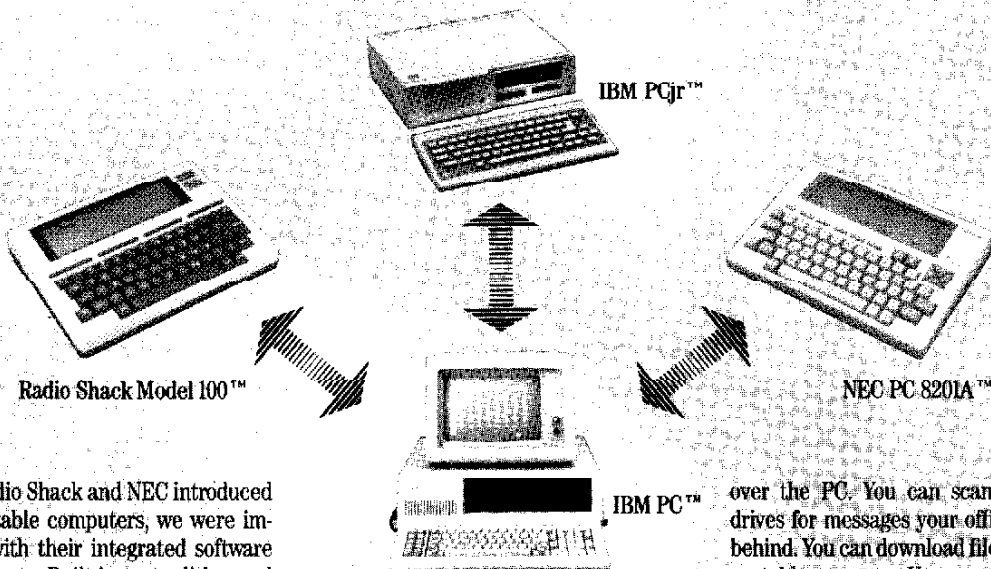
Table 2. Some RAM Hooks.

PORTABLE COMPUTER DESK TOP STAND



Mail Check or Money Order to: **DISKUS PRODUCTS** 6003 Bandini Blvd., Los Angeles, CA 90040. VISA or M/C call (213) 726-3088 *The POCO STAND* \$17.95 plus \$2.00 each unit Shipping & Handling — CA residents add 6.5% sales tax. Patent Pending. © 1983 DISKUS PRODUCTS For **RUSH Delivery** add \$2.00 extra — U.P.S. Blue Label

Introducing REMOTE CONTROL The link between portable computers and your IBM PC.



When Radio Shack and NEC introduced their portable computers, we were impressed with their integrated software environments. Built-in text editing and communications software made these portables perfect travelling computers. But one thing was missing: an easy link between the portable and the office IBM PC. We went to work. The result is REMOTE CONTROL™ software.

Here's what REMOTE CONTROL software will do for you.

1. At the office: When you load REMOTE CONTROL on your IBM PC, you have an integrated text editing and communications environment. You no longer have to switch between word processing and communications programs. REMOTE CONTROL is modelled after the highly regarded software in the Radio Shack and NEC computers. If you have one of these portables, you'll find the command structure is identical. You don't have to learn any additional programs.

2. Direct connection: Move files at high speed over a standard RS232 cable between your IBM PC and your portable computer. Take your portable computer to a meeting and simply transfer your notes into your IBM PC when you return to the office. A null modem cable is included with REMOTE CONTROL.

3. Host mode: This is great. Now you can communicate with and control your unattended IBM PC over telephone lines from your portable computer keyboard. Move files, execute DOS commands and run stand-alone programs from your remote site as easily as if you were at your desk. For example: You're travelling with a portable computer. Late at night you dial your office PC with your portable. REMOTE CONTROL answers your call and gives you control

over the PC. You can scan your disk drives for messages your office has left behind. You can download files into your portable computer. You can create messages with your portable and upload them to the office PC, save those messages to disk, even print the messages out on the PC's printer. Your correspondence is waiting for your office staff when they come in the next morning.

REMOTE CONTROL, only \$180. Contact your local IBM dealer, or call us to order direct at 212 475-5200.

AVAILABLE SOON

I-TO-1™ with MCI Mail™
I-TO-1™ with Western Union EasyLink™

**KENSINGTON™
MICROWARE**

System requirements: REMOTE CONTROL runs on an IBM PC, PC-XT, or any IBM PC compatible with a minimum of 64K RAM.
trademarks: Remote Control—Kensington Microware Ltd.; Radio Shack—Tandy Corporation; NEC—Nippon Electric Corporation; IBM—International Business Machines Corp.
© 1984 Kensington Microware Ltd.

Circle No. 52 on Reader Service Card

P100 NETWORK

Put It To Work For You

Whether your needs are individual or business-oriented, **P100 NETWORK** can help. This full-service online information and functional-applications utility is dedicated exclusively to users of the Model 100.

New to the NETWORK is the **BUSINESS COMMUNICATION SYSTEM**, a specialized service with the small- and medium-sized business in mind. Customized screens (menus) are designed to permit you easy access to a host of services. If your company has a need for sales (for example), the following benefits are available on the **BUSINESS COMMUNICATION SYSTEM** of P100 NETWORK:

- * Maintaining individual sales lists
- * Storage of contracts
- * Inventory control and warehousing
- * Order processing
- * Price sheets
- * Customer lists
- * Stock- and customized- forms
- * Statements, invoices, purchase orders

Additional generalized services are portfolio management, stock quotes, market research data, travel scheduling, spelling checker, access to news services, networking capabilities — and the functions of Electronic Mail.

Electronic Mail permits you — the businessperson — to communicate with your office from anywhere in the world, at any time. Additionally, **P100 NETWORK's** Electronic Mail allows you to communicate with any other computer — it is hardware independent. You no longer need to worry about cumbersome cables or custom interfaces.

These are a few of the many benefits of **P100 NETWORK** to you, the businessperson or individual. Find out more about this easy-to-use system: fill out the coupon below and put the **NETWORK** to work for you.

Welcome to the
 ***** P100 NETWORK *****

a service of PORTABLE 100 Magazine.
 For assistance or further information,
 leave message for CRS002, or call
 PORTABLE 100: (207) 2364365.

COMMAND	DEFINITION
* P100	PORTABLE 100 Magazine
* MARKET	Programs & Peripherals
* REVIEW	Hardware & Software Rev
* MAIL	Electronic Mail
* BELLS	(WHISTLES) Includes:

ABI	Forms
Network	NEWS
OAG	Online
Request	Spell
Stocks	Travel
* PRPOST	Bulletin Board
BIZ	Business Communication
SYSTEM	- CRS002 for access

* HELP Operational Guidance

Type "INFO MORE" for more instructions.

Enter a COMMAND (from above)

P100 Network: 15 Elm Street,
 Camden, Maine 04843

Please send me P100 NETWORK's Demonstration cassette and brochure (@\$10.00 for First-class handling.)

Enroll me now. Enclosed is \$35.00 for membership registration (includes Demonstration Cassette). I will receive full privileges and understand that you will bill my credit card (information provided on right) at the basic rate of \$16.50 per hour (non-prime hours) plus applicable surcharges for additional services. I understand that I will receive a full refund if I choose not to participate upon receipt of your material. For further information, contact Carl Cramer, P100 NETWORK, 15 Elm Street, Camden, Maine 04843. Tel (207)236-4365.

Check enclosed for demonstration cassette (\$10.00)
 Corporations: bulk discounts available.

Please charge my credit card for membership (\$35.00) and ongoing usage (@ prevailing rates)

MasterCard Visa

Card # _____ Expiration _____

Signature _____

Name (Print) _____

Company Name _____

Street _____

City _____ State _____ Zip _____

Telephone _____

Circle No. 12 on Reader Service Card

SUBSCRIBE

1-800-225-5800

PORTABLE 100

CALL US!
IT'S FAST & EASY!!
(or write)



PORTABLE 100 MAGAZINE

P.O. BOX 250, 67 ELM ST. CAMDEN, MAINE 04843

killed file was located. If any of the user files moved down is a Basic file, then the operating system recalculates and corrects the 16-bit addresses within it.

If a machine-language file has been designed to be executed at a particular location in the machine-language area, then it'll be a waste of time to try to reload it into any other part of the machine-language area. This is reflected in the LOADM and CLOADM commands; each is set up so it'll load only to whatever part of memory the data was saved from originally.

What is to be done, then, if one wishes to use, say, Pro Aid and Write+ at the same time, with two different machine-language files in the machine-language area? Well, if one has an assembler, and access to the source code for either machine-language file, it isn't too difficult to reassemble the file with what is called a different origin, chosen so the file will end up below the other one. The two machine-language files, one of which has been reassembled, may then be loaded into the machine-language area. As long as the new entry points are provided for, one may then leave both in the machine-language area, and use either of the machine-language files as desired.


Publishers usually don't, however, make the source code available to the public. Thus, to relocate a machine-language file one must disassemble it first, figure out which parts of the program are data and which are instructions, and then reassemble it. That's not easy. And some publishers, including Radio Shack, put a statement in the user's manual forbidding disassembly of the software.

According to the publisher of Pro Aid, David Sumner, the program now is distributed with a relocator utility. It's provided so the user may generate a copy of Pro Aid capable of running in the machine-language area below other programs. The internal address references, and RAM hook are corrected for the new location. Corrections also are provided for the affected parts of the user manual. It'd be useful if all publishers of 100 machine-language software were to make such relocation possible. ◀

EXPANSION RAM FOR TRS-80 MODEL 100, NEC 8201 AND OLIVETTI M10 PORTABLE COMPUTERS

\$64.95 Each/3 or more \$59.95 Each

- Exact replacement ■ Easy to install
- Installation instructions included
- High quality manufacturing ■ warranty included ■ uses 50% less back up power than other chips



**P.G.
DESIGN
ELECTRONICS, INC.**

66040 GRATIOT, RICHMOND, MICH. 48062 • (313)727-2744

Circle No. 54 on Reader Service Card

REAL WORLD INTERFACING OF THE MODEL 100

Portable Lab 100

Model PL-100
Elexor Associates
P.O. Box 246
Morris Plains, NJ 07950
\$495.

Model 100 A/D Converter

Humphrey Instruments Inc.
35 Cold Soil Rd.
Lawrenceville, NJ 08648
\$580.

By JOHN D. PERRY, Ph. D.

If ever there was a computer that didn't need help getting along in the *real world*, it's the 100 and its imitators. I've used mine in classrooms and bar-rooms, sitting in bus stations and lounging on the deck of an international ferry boat. As one reviewer has already revealed, my wife, too, gets mad because I easily forget to leave it

home. But here are two new products that permit not only social, but electrical interaction with the real world.

Multi-channel analog to digital conversion allows your 100 to monitor an almost limitless array of mechanical and electronic devices, process and store data, and present it in easily digestible form. You may get some good ideas from a description of how I intend to use A-to-D converters in my work.



I bought my 100 the second day it came on the market. The only reason I didn't buy it the first day is that I've learned not to act impulsively in this rapidly-changing field. But when I saw the 100's pixel-addressing graphics, and the expansion bus connector built in, together with true portability, I knew this machine was the answer to my prayers. I immediately saw the 100 as the basis for building a complete biofeedback laboratory in my office — at a fraction of the \$20,000 cost of com-

mercial alternatives. Now, thanks to these two products, I know I was right.

NOT ASTROLOGICAL. I should explain that biofeedback has nothing to do with biorhythms, which is a form of astrology. Biofeedback is a highly scientific, highly technological discipline in which very accurate measurements of basic biological functions, such as muscle tension and finger temperature are monitored, processed, and "fed back" to the patient in real time, in a meaningful way. To the extent that we can provide better information than the body's own natural sensory feedback system, the patient can effect super normal control over bodily processes and repair conditions which previously required chemotherapy or even surgery.

Biofeedback is as much a miracle cure for many of the stress-related diseases that make up today's medical practice as penicillin was in the 1940s. But there's no magic involved. Given precise, immediate feedback, a migraine headache sufferer can quickly learn to self-regulate the distribution of

READER SERVICE

Obtain more information concerning products advertised in this month's issue of **PORTABLE 100** — it's simple and free!

- Answer questions A through H on the card opposite.
- Circle the number(s) corresponding to advertisements for which you would like more information.
- Either (a) print or type your name and complete address on the attached card and mail; or (b) telephone **TOLL FREE:**

1-800-225-5800

and give the operator your name and address. The operator will then ask you several of the questions (A through H) and which issue you are referring to (i.e., Issue 8401 - January 1984), as well as in which Reader Service numbers you are interested.

- The literature you have requested will be mailed to you free of charge directly from the manufacturer.
- Please bear in mind that sending information represents a major expenditure on behalf of the advertisers. **PLEASE BE SELECTIVE IN YOUR CHOICES.**
- Allow 3 to 5 weeks delivery time for advertisers' material (1 to 3 weeks if you telephone 1-800-225-5800).


IF YOUR NEED IS MORE IMMEDIATE, PLEASE CONTACT THE ADVERTISER DIRECTLY

SOLID OAK PROTECTION

\$99.95

(introductory price)

- ◆ Handcrafted in Solid Michigan Red Oak
- ◆ Strong, handsome dovetailed joints, bookmatched lid
- ◆ Cradles your P.C. in plush blue velvet over foam
- ◆ Brass hardware — comfortable rolled pigskin handle
- ◆ Water-resistant, easy care hand-rubbed satin finish
- ◆ Generous accessories compartment, recorder space optional (#TC1)
- ◆ Compact size and weight: 3 1/2" x 11" x 17", 4.5 lbs. (#TC1)



★ Cases available for the M-100
P.C. & Acc'y's: #TC1—\$99.95 P.C., Acc'y's & Recorder: #TC2—\$149.95

★ Cases available for the NEC-8201
P.C. & Acc'y's: #NC1—\$99.95 P.C., Acc'y's & Recorder: #NC2—\$149.95

MC/Visa/COD; phone or mail orders welcome!
Add \$5.00 shipping & handling MI residents: add 4% sales tax

SATISFACTION GUARANTEED EXCLUSIVELY BY:

Reyburn Woodcraft;

9605 Pine Isl. Dr. NE, Sparta, MI 49345 1-616-887-0191

Circle No. 57 on Reader Service Card

VCALC: A FULL MULTI-FUNCTION SPREADSHEET FOR THE MODEL 100

- 99 ROWS OR 26 COLUMNS
- USER SELECTABLE OPERATION FOR STAND-ALONE OR WITH VIDEO/DISK UNIT
- 8 X 40, 25 X 40, OR 25 X 80 DISPLAY OPTIONS (VIA LCD OR CRT)
- SPLIT SCREEN CAPABILITY
- LINK MULTIPLE FILES TOGETHER BY EQUATING CELLS WITHIN DIFFERENT FILES
- AUTO-ADVANCE FEATURE TO MOVE CURSOR FROM CELL TO CELL DURING TEXT ENTRY
- MULTI-FILE MERGE CAPABILITY
- CURSOR MOVEMENT: UP, DOWN, LEFT, RIGHT, GO ANYWHERE
- DATA ENTRIES FOR NUMBERS, LABELS, AND FORMULAS
- FULL ARITHMETIC FUNCTIONS WITH ROW/COLUMN SUMMATION AND AVERAGING
- TEN LEVELS OF PARENTHESIS
- REPLICATE FORMULAS
- INPUT/OUTPUT FROM/T O CASSETTE, DISK, RS232, TEXT FILE, OR MODEM
- INSERT OR DELETE ROWS OR COLUMNS
- ON-LINE HELP FILE (OPTIONALLY REMOVEABLE)
- AVAILABLE ON DISK OR CASSETTE W/FULL DOCUMENTATION
- REQUIRES 32K (FOR REASONABLE USE)
- COST: \$59.95

SEND CHECK OR MONEY ORDER TO:

ProSoft Enterprises
457 Ilimano Street, Kailua, HI 96734 (808) 254-2622
(Hawaii residents please add 4% sales tax)

Circle No. 58 on Reader Service Card

circulating blood and forever prevent attacks, for example.

With computerized processing we can offer both analog and digital feedback, a highly effective combination for training. Early attempts to use computers were costly, mostly because of the expensive electrical isolation required to safely interface their line-powered video displays with a real human being. Even when that was solved, the result was often an intimidating array of complex gadgets and wires that induced more stress than they alleviated. The Model 100 promised a new answer to our problems.

DOCTOR IN THE HOUSE. Within hours of receiving the PL-100, I had written and debugged a Basic program which monitors my patient's finger temperature and displays it as a simple moving-line bar graph on the LCD. Similar to the moving EKG display now standard in hospital intensive care units, my program displays the current finger temperature in both analog and digital forms. The past five minutes of temperature read as a bar graph, and the current digital value is displayed in the lower left-hand corner.

Using the 100's string features and TIME\$, it's easy to print the elapsed time in a session next to the temperature. With a single glance, I can evaluate the course of our therapy and make appropriate verbal interventions. Meantime, the faithful 100 is also stashing summary data for each minute in an absolutely silent RAM file, for later hard copy.

At the end of each therapy session, my 100 automatically calls up a commercial graphing program (APLOT Vers. 3.0, by Menlo Systems, Palo Alto, CA, \$39.95). Aplot automatically reads my OUTPUT.DO file and makes two copies of a standardized peripheral temperature chart on my RS Color Graphics Printer (CGP-115). One copy is for my patient, to reinforce the progress made in the session; the other goes in my files, to reinforce the insurance carrier who will be asked to pay for the treatment.

TRANSPARENT. If I haven't said much about these products yet, it is because they are easy-to-use accessories. Except for the momentary inconvenience of attaching and detaching the expansion bus connector, they're virtually transparent to the user. Both come with

complete instructions and sample general purpose programs in Basic that take all the effort out of using them. (For faster work, machine-language subroutines can be written, but I haven't found them necessary.)

Both instruments have all strobe and acknowledgement lines hard-wired to the most convenient defaults. For general and immediate application, one needs only to include OUT 2,(Port) to trigger the A/D conversion, and print INP(Port) to read the result. The Humphrey version requires five lines of code, since reading 12 bits on an 8-bit bus requires two steps, but it's still easier to use than sliced bread.

PORTABLE LABORATORY. The Elexor PL-100 is a sophisticated, multi-skilled expansion interface that turns the 100 into a truly portable scientific laboratory. Indeed, more portable than ever before, it includes a built-in rechargeable battery pack of eight D cells that conveniently operate both the 100 and the PL-100 for over 50 hours. Of course regular D cells can also be used; the manufacturer conveniently provides life expectancy charts for popular types. That's just one of the many nice touches that mark a well-designed product.

I really appreciated the quality of imagination in Elexor's promotional literature. They tantalize us with the image of: a remote monitoring system that can control complex processes, record data, auto-dial the mainframe to issue periodic reports, and check its own battery and initiate (and report!) an orderly shut-down in an emergency. NASA couldn't ask for more.

The PL-100 basic input-output board includes all the commonly sought features: 16 channel, 8-bit analog-digital, 4 channel 8-bit analog output, as well as 16 digital bits in and out, and 4 unique "comparator" analog inputs. The latter compare an analog signal to a pre-settable level and issue a digital output if it's exceeded. An extra nice touch is the provision of header sockets and complete instructions for constructing voltage dividers if your monitoring needs are other than 0 to 5 volts.

PHYSICAL ATTRIBUTES. Physically, the PL-100 is a 9.5-by-12-inch steel box that fits under the 100 and raises it 2.5 inches. Alternatively, the unit can be placed under the rear edge of the 100 to make an easel. Personally, I prefer

SISTER DRIVES BROTHER

Maybe you've seen the incredible new Brother EP-44 printer — a battery powered correspondence quality printer just about the same size and weight as your TRS Model 100. Or maybe you already own its predecessor, the EP-22. These are the perfect portable companions to the Model 100, but...

The usual printing and formatting programs won't drive these Brother printers properly, because of timing and overflow problems, and because of their reliance on printer control characters which the EP printers don't respond to. However...

We at Bullet-Proof Software have developed a tailor-made program, B51EK.BA, for formatting text and driving the Brother EP-44 or EP-22 from the TRS-100. It formats .DO document made in TEXT mode and prints a beautiful copy. No more need to "configure" a generalized format/print program that is not geared or really suited to the exact printer you have, or to struggle with confusing parameters — just load and run and print a perfect document first time. NEC PC-8201 versions are also available.

We think this program is the most comprehensive text formatter/printer yet made for the lap computer market. It has facilities not found even on many full-blown full-price dedicated word processors. Partial feature list: dynamic margins and line spacing and automatic right justification, conditional and unconditional page end with optional page-number gap,

line numbering, underlining, overstriking (for lawyers), centering, right-flushing, paragraph indenting, superscript/subscript, special characters, composite characters (by backspace), soft-hyphen, hard-hyphen, automatic/manual hyphen, required space, word and line counting, alternating-side headers/footers, continuous print from roll paper with optional page throws or stopping for paper tearoff, multiple copies, recover on printer fault, skip through document, automatic dating, default-parameter setting, merge from variables-document (for repetitive letters) or keyboard, print from cassette, stop/interrupt, full vertical margination, headers and footers available together, date and page number in header/footer, starting page number settleable, and optional page legend omission on first page (for headed paper).

PS: You won't be happy with this complex program if your machine has less than 24K. But, we intend to produce a ROM version soon! Watch this space, but don't hold your breath — full trade-in on the cassette version will be given. By the way, you can change the name of the program once it's loaded if you don't like it!

((please supplement ordering information)) PRICE \$60 (plus % for credit cards) (ask customers to specify EP-22 or EP-44, TRS or NEC)

DEALER ENQUIRIES INVITED

BULLET-PROOF SOFTWARE

Shimizu Bldg. 2F 1-20-12 Nishiterao

Kanagawaku Yokohama 221 JAPAN

Circle No. 59 on Reader Service Card

The Portable Accountant

Accounting System for the Model 100

- Allows More Time for Professional Services
- Improve Report Turnaround
- Speed Client Writeups
- Reduce Errors

The PORTABLE ACCOUNTANT provides a fully integrated accounting system for any small business featuring:

Cash Disbursements Journals
Cash Receipts Journals
General Journals
Detailed General Ledger

Trial Balance
Automated Backup
Automated Balance Forward

Mail to:

The Portable Accountant
FACS, Inc.

Box 2132, White Flint Mall, Kensington, Maryland 20895



Enclosed is my check for \$99.95.*

Please charge \$99.95* to my

My Model 100 is a:

8K 24K 32K System

Account # _____

Signature _____

Exp. Date _____

Ship to:

Name _____

Street _____

City/State/Zip _____

Circle No. 60 on Reader Service Card

We'd like to introduce you to the DataPort
portable printer with true letter-quality printing!

People who are going places have been waiting a long time for a letter-quality computer printer to take along. It's here.

The new DataPort electronic computer printer is the first micro-size, 96 character printer to offer you state-of-the-art technology in letter-quality printing at an affordable price.

Frankly, we wouldn't expect you to believe how cleanly and sharply the type-wheel prints without seeing the results yourself, so we typed everything you're reading right now into a computer and printed it out on the DataPort letter-quality printer.

The character font style is Elite 12. The printing system is by a 5-wheel impact unit. The printer uses standard typewriter paper, 8-1/2 inches in width by any length. The computer interface is Standard Parallel (Centronics Compatible). Printing is bi-directional. The DataPort printer is FCC approved.

**line printing speed is 13 characters-per-second.

**Weight of the printer is less than five pounds. It's smaller than a three-ring notebook, and only two-inches thick!

**Column width is 80 characters. The column you're reading is 66 characters-per-line.

**Just like much more expensive printers, you can underline and DOUBLE-STRIKE places in your text. Special character fonts? Certainly: !@#\$%^&*()_+[]"|\<>,;: ABCDEFGHIJKLMNOPQRSTUVWXYZ. There's even more value built-in, including a surge protector.

Cost of the printer is \$295.00. That's not a printing error, it really is TWO-HUNDRED AND NINETY-FIVE DOLLARS. Shipping, handling and insurance for orders within the limits of the Continental United States is \$15.00. California Residents must include 6% sales tax (\$19.18). The printer has a full-coverage warranty for 90 days from the date of purchase.

DataPort is the scientific and technical division of Central Stationers, Inc., founded thirty years ago in the San Francisco bay area. The DataPort letter-quality computer printer has been designed to the highest technical and mechanical standards with industrial-quality components for rugged use anywhere in the world. One is waiting for you to tuck into your briefcase and take along with your computer on that next business trip. Sales, technical specification and service are available from:

DataPort - Technical Division of
Central Stationers, Inc.
Computer Products Research Facility
5525 Olinda Road - Building B
El Sobrante, California 94803

DataPort
LETTER QUALITY PRINTER

(415) 223-3658

the piggy-back mode, with large rubber bands holding the sandwich together. (For a semi-permanent installation, it should be relatively easy to bolt the PL-100 to the bottom of the 100, and then reattach the PL-100 cover to its own base.)

All connections, controls, and the power switch are located on a rear panel. The basic 8-bit I/O board is terminated in four DB-25 female sockets, but the manufacturer also sells eight different breakout boards for easier connections with laboratory or other equipment. These range from a plain \$60 screw-termination board to a \$150 8-channel optoisolated-triac board, for controlling heaters and motors and other high current devices up to 1600 watts total. Since Elexor generously supplies complete schematics with its device, those who have read a few of the use-your-TRS-80-to-automate-your-birdfeeder articles will have no trouble designing their own relay boards.

Just above the bank of DB-25 sockets are eight more cutouts for the addition of any two of the three expansion boards available. (In addition, an inexpensive option suggests that more than one PL-100 can be daisy-chained to further increase your capacity to monitor and control.) The "high accuracy 12-bit analog expansion board" (at a healthy \$400 extra) can handle 32 single-ended or 16 differential analog inputs, and two digital-analog outputs (for \$140 extra). That should cover a complex production control or monitoring system.

In addition, a 32-bit digital board (\$270) should be available by the time you read this. If you like the basic specs, you can double them by adding a second basic input-output board (\$390)

above the first. The PL-100 was obviously designed to be versatile and adaptable; it can be configured in a great variety of ways.

MANUALS INCOMPARABLE. What can one say about an analog-to-digital converter? In the world of computer accessories, compared with joysticks and talking boxes and color graphics printers, an analog-to-digital converter is about the dullest gadget imaginable. It just sits there spewing out numbers — one after another, every 125 microseconds if your Basic program is fast enough. Ideally, it adds or subtracts nothing of its own, by definition. By that measure, both devices do what they are supposed to do. Since they both utilize industry-standard integrated circuits for the major functions, that should come as no surprise.

The elegance of the device lies not in its behavior, but in the transparency and simplicity with which it works. An important part of that is the user-friendliness of the manual. Here the PL-100 excels. Although both manuals were reviewed in a photocopy version and both contain the usual typos, they differ dramatically in content.

The PL-100 manual is complete (almost 60 pages), with a systematic and detailed table of contents that makes an index unnecessary. Each section is carefully and very redundantly written, so that a person who wanted to use only the analog-digital converter, for example, could find all necessary information in that one section.

AU CONTRAIRE. The Humphrey manual, in contrast, reminds one of the old Radio Shack philosophy of "protect the user from himself." By furnishing only minimal information in a con-

fused mixture that tries to be both a tutorial and reference manual, it ends up being neither. Their patronizing take-you-by-the-hand approach mixes set-up instructions with product description, often leading to silly sentences. For example, while trying to discover if the Humphrey power supply was a recharger (like the Flexor unit) or its only power supply, I encountered: "The jack should be plugged into the backplane (do this now) prior to plugging the power supply into a 115V AC wall socket (do not do this yet). All I wanted to know was: "Is the unit portable?" (It is not.)

The Humphrey manual is a scant 18 pages. Seven pages are a detailed description and listing of a general-purpose Basic program for sampling a specified number of channels per time interval and storing, and later displaying, the data. The program is good and is supplied on cassette to boot.

The Humphrey analog-digital converter has one major advantage over the PL-100, and one major disadvantage. On the positive side, 12-bit accuracy is standard. That permits a 0 to 4.0 volt signal to be conveniently divided into 4096 discrete steps, compared with only 256 steps for the 8-bit types. (The PL-100 with 12-bit accessory costs over \$300 more.)


On the negative side, the Humphrey is *not* portable! It's difficult (if not impossible) to understand why anyone would connect a line-powered converter to a portable computer. A large part of the Model 100's cost is for the CMOS (low-power) portability. Presumably one could plug a battery pack into the Humphrey unit, although with some risk and effort, since no schematic is provided. But for the money, I think it would be far cheaper to use an Atari or

MODEL 100 SIG ON COMPU SERVE

Log on to
the MODEL 100
Special Interest Group
on CompuServe and
gain access to more
than 400 FREE programs!

Spreadsheets,
Printing, Diaries,
Utilities, Programing,
Formatters, and more! Just
log on CompuServe and
GO PCS-154 at the prompt.

THE PORTA STAND



Improved Viewing Angle
Improved Typing Angle

PORTABLE - Can be carried
in your MOD 100 pouch

VERSATILE - Can be used
on lap or desktop.

For MOD 100 or NEC 8201

Send check or money
order for \$12.95 plus
\$2.00 shipping and handling
to: PORTA PRO

P.O. Box 15456, Denver, CO 80215
dealer inquiries invited

Circle No. 64 on Reader Service Card



SURVEY.100

- PORTABLE SURVEY SOFTWARE
- COGO ROUTINES FOR CLOSURES
FIELD NOTE REDUCTIONS
SUBDIVISION CALCULATIONS
- POINTS NUMBERED 1-65535
- COMPLETE TELECOMMUNICATIONS
RECEIVE DATA/SEND RESULTS

CASSETTE, TRSDOS 1.2/6.0 DISK
or MODEM DELIVERY
VISA/MC **\$125⁰⁰**

SURVEY SOFTWARE ASSOCIATES

4 MAHER AVENUE
GREENWICH, CONN. 06830

203 661-4869

REVIEWS

VIC-20 for line-powered applications. The Humphrey device seems, therefore, to suffer from a basic identity crisis.

DESIGN WEAKNESS. The Humphrey is packaged in an unimaginative, conventional plastic utility case (6.5-by-8.0-by-2.5-inches). Its front panel is a red plexiglass lens whose only apparent function is to permit verification of the fact that the device actually contains a printed circuit board. In contrast, the rear panel is a double-sided PC board with convenient screw terminals for A/D input — but also includes conventional integrated-circuit sockets for the 100-bus cable and the digital inputs and outputs. A curious 1.5-by-3.5-inch red plexiglass panel is sandwiched over a part of the exposed PC board tracings, perhaps to protect us from ourselves again.

In overall appearance, the device looks like one of the many Rube-Goldberg contraptions that psychology graduate students throw together in order to finish their dissertation research. If I didn't know better, I might imagine it to be the latest prototype from Steve Ciarcia's Circuit Cellar. The homemade appearance is unfortunate; the product deserves a better case.

On the other hand, if you aren't trying to impress anyone except the budget control officer and can afford the inconvenience of line-power, this might just be a real bargain. In addition to 16 analog-digital channels, it includes eight digital input and eight output lines, and four additional hand-shaking lines for triggering external devices. After all, you can plug your 100 into the AC line as well. ◀

John Perry is a practicing psychologist and co-author of the best-selling book The G Spot.

RADIO SHACK BAR CODE READER FAST AND ACCURATE

Bar Code Reader

Tandy Corporation
Fort Worth, TX 76102
Catalog No. 26-1183
\$99.95, including software

By DEBRA M. MARSHALL

A bar-code reader for the Model 100. It was a long time coming, but

here it is. I never pass up an opportunity to play with bar codes. After a year as the editor of *Bar Code News*, I jump at the chance to win friends and influence people by showing off my knowledge of the technique behind these stripes.

First, the facts: the bar-code reader resembles a light pen, plugs into your Model 100, and operates in a simple light-scan fashion. The LED senses and measures the widths of the bars and spaces of the bar code you run it across.

The way it translates those signals depends on which bar code you are scanning. You must enter the software applicable to it. Think of the bar codes as different computer languages; you need the correct compiler to run each. In other words, you need to enter the UPC software before you can read UPC bar codes. The scanner plugged into a UPC-loaded computer won't read 3 of 9 bar code.

MORE THAN THREE. There are a lot more than three kinds of bar code. I suggest that if you don't know what type of code you're trying to read, you don't bother trying. You could really get irritated before you discover the right software.

Fortunately, Radio Shack has kindly provided us with software to read the country's three most popular bar codes: 3 of 9 [the code required by the GSA (General Services Administration) on all goods manufactured by outside vendors], UPC (the codes found on grocery items and magazines), and Plessey (the code found on retail, non-grocery store items).

Unfortunately, this style bar-code reader requires contact to read the code. This means that because of the nature of most bar-code labels, your scanner will soon scratch any label or strip of code scanned many times, making it illegible to the scanner. The solution is to resign yourself to covering each code you plan to read with a piece of clear mylar (also thoughtfully supplied by Radio Shack) to protect the code from scratching. (It seems certain that eventually the mylar will become so scratched that it, too, will need replacing.) Neither detail is acceptable in a high-volume situation, especially where speed and accuracy are considerations (and you wouldn't be using bar codes if speed and accuracy weren't a consideration, now, would you?).

OPINIONS. And now, opinion. The documentation that accompanies the reader is fairly clear and accurate. It only rates a "fairly" vote because the listings of the longer bar-code reading demonstration contain several errors. I'm not a programmer, but even I was able to pick up on some of these mistakes — bad news, Radio Shack! So, when the reader wouldn't work the first few times I tried it, I called Radio Shack and talked to a technician, who was convinced I must not be holding the wand correctly. When I pointed out the programming errors, he gulped and called me back with corrections. When the reader still wouldn't read, we were back to the angle of the wand.

Folks, the angle of the wand just ain't that important. You have to be reasonably accurate, but the wand will read correctly, at least on a short test code, if you hold it anywhere within 45 degrees of "correct position" on either axis, and this is a plus. Beginners can get mighty tired very fast of a tricky bar-code wand.

The reason the wand wouldn't read is because something in the computer's high memory was interfering with the program. The documentation nowhere mentions this possibility — and only in desperation did my friendly technician suggest clearing memory first. Beginning from a cold start solved the problem, and the reader read correctly every time after that.

NO PLESSY. I couldn't test Plessy, having no samples of it, and I could test 3 of 9 only briefly, with a few samples I had leftover from BUN days; but UPC worked perfectly and if that's an indication, we can be happy with the product, even though the documentation leaves enough to be desired.

Included in the tape are programs that will record, catalog, and document data reads from bar codes in several ways, all handy for small inventories. The documentation encourages the user to write his or her own software. I would suggest using the software provided and customizing it. As it is, it provides an excellent skeleton program for most business applications. Depending on the sophistication of the final report you want, it may be fine as is.

The reader works quickly and accurately. If your application won't require many repeat scans of the same label, and your product is all within easy reach of the operator, your Model

100 can become a powerhouse of an inventory tool. If you need to scan the same labels often or the product is in difficult positions to reach, take a deep breath and buy a laser scanner: the Model 100 is too fine a machine to learn to hate because you're trying to do something it isn't meant to do. ◀

Debra Marshall is editor of Color Computer magazine and former editor of Bar Code News.

DISK + GIVES MODEL 100 DISK DRIVES.

Disk +

Portable Computer Support Group
11035 Harry Hines Blvd., No. 207
Dallas, TX 75229
214-351-0564

\$69.95 (cabling is available for \$40 extra)

By TERRY KEPNER

Many Model 100 owners own a second computer system, usually one with disk drives. Because the 100 lacks disk-drive interface circuitry, you can't just plug-in the drives you already own; you must use a disk-drive interface. However, both Model 100 disk-drive interfaces currently on the market include their own disk drives, and cost more than the 100 itself. Why should you have to spend additional money when you already own a working disk system?

Fortunately, the 100's flexible, built-in RS232 communications abilities make it possible to use a secondary computer system as the mass-storage medium. This way you can create text, data, or programs on the 100 and store them on your computer's disk drives. To do this, though, you need an RS232 cable, null modem, and communications program on the other computer. The disadvantage to this is you have to know what you're doing to get the communications portion set-up properly. And once you have it established, you must transfer and store the information one file at a time and issue commands to both computers before actually transferring a file. This makes the

Circle No. 65 on Reader Service Card

AUTO PLOT for the TRS-80

MODEL 100 (16k +)

and the CGP-115 Color Graphic Printer

A picture is worth a thousand words. Now you can produce color graphs of professional quality effortlessly in minutes wherever you go. Plot tabulated data or functions. Choose from line graphs, scatter plots, bar graphs and more. Axes are automatically scaled and labeled. A few keystrokes select from many options, such as plot size, continuous curves and/or separate marks, multiple curves, optional grid overlay, linear or log plots, numeric integration or differentiation. . . A label-maker program lets you add fancy titles or legends. AUTO PLOT is written in BASIC and comes on cassette, together with an exceptionally clear 28-page manual.

Why such a small ad for such a fantastic program? By keeping down our overhead, we can offer you AUTO PLOT at the unheard-of introductory price of \$49.50

Also available:

AUTO PLOT for TRS 80 Model I/III (40k, 1 disk and CGP-115) ...\$69.50

AUTO PLOT for TRS-80 Model I/III and EPSON printer with Graphtrax...\$79.50

AUTO PLOT for LN-W-80 (+ Hi-Res video graphics)...\$99.50

Please add \$3.00 for shipping and handling CA residents please add sales tax. Phone orders, VISA and MASTERCARD welcome

MENLO SYSTEMS

3700 El Camino Real, Suite 221
Palo Alto, CA 94306, Tel (415) 856-0727

TRS-80, CGP 115, TM of Tandy Corp

Circle No. 66 on Reader Service Card

THE **MSTRAP**™

**MAKES
YOUR
MODEL
100
EASY
TO
CARRY**

The MSTRAP provides the Model 100 user with a convenient way to hand or shoulder carry their Model 100. Conversion from hand to shoulder carry and back again takes only a few seconds. Installation of the MSTRAP will not void any of Tandy's warranties and can be performed by the purchaser in just a few minutes. The MSTRAP comes with full instructions and has a lifetime guarantee.

ONLY \$12⁰⁰

POSTAGE & HANDLING INCLUDED

THE DONALD STEPHENS COMPANY

M100
Model

Hardware & Software

1962 Pommel Avenue
Las Vegas, Nevada 89119
(702) 739-6113

transfer procedure long and complex. It's also slow since TELCOM only can receive at 1200 baud (cassette transfer is 1500 baud, by comparison).

FAST TRANSFER. Portable Computer Support Group has reduced the work needed for this computer-to-computer communications and made it not only simple, but actually quite convenient and much faster. Using their Disk+ program, you can move programs and data files between the computers as easily as you now transfer from BASIC to TEXT, at 9600 baud (some computers can go as fast as 19,200 baud).

Disk+'s program operation is patterned after the main menu of the 100: place the cursor over the program or file in which you're interested; press the appropriate function key and your program or file is transferred, killed, or its size in bytes is displayed.

The most difficult aspect of the program is setting it up in your computers, a relatively simple and painless exercise.

THREE PLUS ONE. There're actually four programs in the Disk+ package: one program for your host computer, and three for the 100. The host program is distributed on a disk formatted for your computer. (IBM PC, Radio Shack Model 4/4P, or Apple II are the currently supported computers.) Just follow the instructions in the Disk+ manual for copying the Disk+ program to your DOS disk, making a backup, and loading the Disk+ program in memory. Then load the three 100 Disk+ programs from the included cassette tape, and follow the manual's instructions for saving them in RAM.

With the programs in place, plug the two computers together with a RS232 cable and a null modem, and you're ready to go.

The three Model 100 programs are:

- COMSET.BA - which sets the RS232 in the 100 to the proper parameters;
- Disk+.CO - the machine-language Disk+ communications program, and;
- DISK+.BA - which loads Disk+.CO from storage in RAM to its operating location when you want to use it.

ALWAYS ON DECK. The COMSET.BA is only a few hundred bytes long, and can be deleted after running it the first time (it sets DISK+.CO to the proper RS232 parameters for your host computer). If you have more than one host computer, and they use different communications parameters, you should keep COMSET.BA in memory.

Disk+.CO occupies about 4.4K of RAM, but requires an additional 5K when you run it. This is because the 100 stores .CO files in RAM wherever there's room, then loads them into their proper executing location when you run them. If you're pressed for space in your computer, you can load and execute Disk+.CO via Disk+.BA, then kill both files.

When you want to use Disk+, just go to BASIC and transfer to the program with a CALL 58550 command. As long as you don't use any programs that overwrite the memory area of Disk+, or reset memory protection with the clear command, Disk+ will be always ready.

F KEYS. When you use Disk+, the display looks quite similar to the standard main menu of the 100 (see figure 1), except the bottom line shows the function key assignments used by Disk+. As you can see, six of the eight keys are used:

- F1 will show you the files on your host computer's disk (see figure 2 for a sample display);

- F3 lets you transfer a file from the 100 to your host computer;
- F4 lists the size of any file in RAM;
- F5 removes the file indicated by the cursor (it confirms this with you);
- F6 (Save All) transfers all the files in RAM as a unit, called a subdirectory, to the host computer's disk, and;
- F8 returns you to the normal 100's menu.

Notice that the normal 100 ROM programs aren't listed. This saves wasting space in the directory and on your host computer's data disk.

When you request a host computer disk directory, the function keys are assigned new labels: F1 returns you to the RAM file directory; F2 loads a file from the disk to RAM; F4 lists the size of any file on the disk, except those ending with the .SD extension; F5 removes a file from the disk; F6 (Load All) loads a specified subdirectory into RAM (which erases all current files in RAM); and F8 returns you to the Model 100 menu.

SUBDIRECTORIES. The concept of subdirectories needs amplification: when Disk+ executes the Svall (Save All) command in the RAM directory, you're requested to give a filename, then all the files in RAM are transferred to the host computer automatically, one at a time. A master list of these files is placed on the host computer, with the extension .SD added to the file name you gave Disk+. Now, when you request a list of the files on the data disk, the subdirectory filename is listed instead of all the separate files. This was necessary to make maximum use of the 19 spaces available in the disk directory, otherwise you only could store 19 files on your data disk.

Loading a file or subdirectory from disk to RAM is simple; put the cursor over the filename and press F6. If you should accidentally run out of disk-directory room, you can selectively load programs from the disk to RAM, remove them from disk, and save a new subdirectory to disk.

Files in a subdirectory only can be removed by loading the entire subdirectory to RAM, removing the file from RAM, then resaving the subdirectory to disk. Similarly, to see what files are in a subdirectory you must load the subdirectory to RAM. But don't forget to save the files currently in RAM to disk first, or you'll lose them all when the

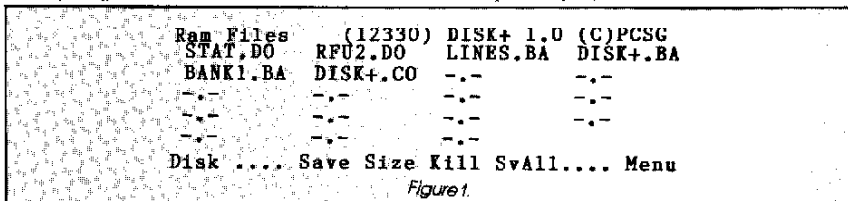


Figure 1.

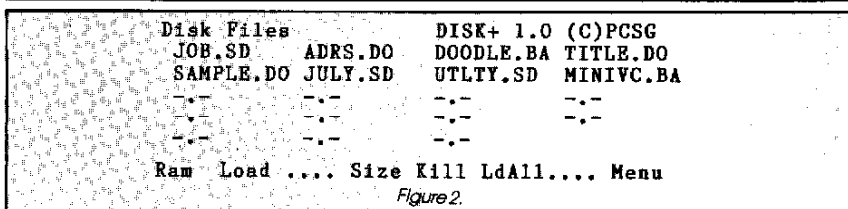


Figure 2.

subdirectory loads into RAM.

HOST SPECIALTIES. A major advantage to having a second computer system is that you can do things not possible with the 100, such as spelling checking, or using a powerful word processor to print the text files you created on the 100. The host computer's Disk+ program lets you transfer files from its data disk to a standard DOS disk, so you can take advantage of those special programs on your host computer. And you can transfer files from the DOS disk to the Disk+ data disk just as easily.

To do this, press escape on your host computer (SHIFT CTRL UP-ARROW on the Model 4) to get to the file transfer menu. From this menu select the operation you want: transferring a Disk+ file to a DOS disk; select a DOS file for transferring to Disk+ disk; exit the program; return to Disk+ main system; or set default disk drive (this lets you select a data disk in another disk drive, rather than having to use drive zero all the time).

In order to prevent problems with machine-code differences with machine-language programs and Basic, only document files can be transferred (files ending in .DO). To transfer a Basic program, just save it in ASCII format before using Disk+.

DOCUMENTATION ASIDE. The weakest point of Disk+ is the documentation; it was originally written for the IBM-PC. As a result, almost all the instruction refers to the IBM. Specific pages for the other computers now supported have been added, but it makes reading awkward and a trifle confusing. Another error is that the documentation doesn't tell you to press the LABEL key to replace the function key labels after using one of the function keys (the bottom line is blanked and used for prompts and messages, such as giving the size of a file). The only feature lacking in the documentation is an index to find information on specific functions.

Fortunately, most of the Disk+ commands are self-explanatory and a quick perusal of the *Using Disk+* tutorial in the manual is all that's needed to get you going with Disk.

If you have a second computer and want to use its drives and capabilities to supplement your 100, Disk+ is a great way to do it, at a modest price. ◀

Bidding All Bridge Players

From the Publishers of
Sky Raider and Mind Master

PRESENTING



Discovering you can play contract bridge ANYTIME against your Model 100 is heaven-sent. The program handles the bidding, actual play of hand and scoring. Whether you're a seasoned bridge player or just a beginner you'll find bridge to be a formidable opponent as well as an excellent tutor, to one of the world's most popular card games.

Send check, money order, or VISA/MC number for \$19.95. For immediate delivery call our 24 hour hotline, or use our Compuserve™ Email number for information or credit card orders. Compuserve is a registered trademark of Compuserve Inc. and H & R Block Company.


DATA • SYSTEMS

Dept. P1, P.O. Box 1157
Elizabeth City, NC 27909
Phone: (919) 338-3202 or
(919) 338-2027
Email: 75735, 1440

Dealers Inquiries Welcome
Please add 2.00 shipping and handling. NC residents add 4.5 sales tax.

SIGNATURE _____

CARD NO. _____

NAME _____

ADDRESS _____

CITY _____

ZIP _____

STATE _____

EXP. DATE _____

CHECK-M.O. MC VISA

OK Deal Me In!

Circle No. 69 on Reader Service Card

FULL-DUPLEX

TERRY KEPNER



Editor's Note: Full-Duplex is dedicated to solving reader's Model 100 problems. Readers needing assistance should address their letters to: Terry Kepner, c/o Portable 100, 67 Elm St., Camden, ME 04843. Readers are reminded to include a return address with all Full-Duplex correspondence.

BLIND ALMOST SEES

I'm totally blind and operate my 100 interfaced with a VersaBraille device. The system works well with one exception: When running a program, I haven't a way of knowing what's on the 100 display, for instance, an error message. A screen dump is possible from the 100 using the print function button. This would solve the problem except the data is sent at the parallel port, instead of the RS232 as required by the VersaBraille. Is there any way to cable, either directly or through a black box, from parallel to serial?

Jack Wood
San Francisco, CA

► What you need is a parallel-to-serial converter box. Binary Devices, 11560 Timberlake Lane, Noblesville, IN 46060. 317-842-5020. has such a device that retails for \$159.95. Contact them for specific information about their unit.

QSORT OUT OF SORTS


My 100 seems to be different. The variables POS% and ERROR in the QCKSRT.BA are invalid in my machine but FLAG and a few others I've tried are okay. Also, I've been able to locate my RAM.DO files by pecking the directory from 63842 to 64138 and computing the address. However, the address is usually too low and pecking forward from that address from 150 to

180 bytes will find the file. This process is done in one Basic program.

What makes me wonder is the QSORT.CO consistently returns the FILE NOT TEXT when I ask it to sort a .DO file. The operating system is working fine in all other respects.

Bennett D. Shulman
Lansing, MI

► POS% is a reserved word in 100 Basic and trying to use it as a variable name will result in a syntax error message from Basic. To use it properly, type PRINT@25,"":A=POS(0):PRINTA and A will contain the column position of the cursor, 25 in this example.



ERROR isn't a variable; it's part of an operation. IRR is the variable name. OR is the algebraic operator for comparing two integer numbers on a bit-by-bit basis. A complete command would be: IF IRR OR BRR THEN PRINT"ONE".

This would compare the number stored in IRR with the number stored in BRR. If either of them was non-zero, then ONE would be printed.

Your program for computing the starting address of your RAM files is incorrect. To compute the most significant byte of the address to decimal, multiply by 256, not 255. In hexadecimal, you count by twos (1, 2, 4,...), and 2 to the 8th is 256, not 255. That's why you miss by 150 or more bytes.

READER HAS CALC FIX

Recently I purchased the Radio Shack's Calculator for the 100. It has a rather obvious bug, and novice users should beware! Essentially, the programs work fine until you exit them, then you find out all the function keys are disabled when you reenter Basic from the menu. Even F8 is off. You can't return to the menu from Basic except by turning the unit off and back on or by typing menu.

Fortunately, there's a fix for this: load the CALC program from Basic, type EDIT 26010, and change the line from reading simply MENU to 26010 CALL 23164,0,23366:CALL 27795:MENU. Now return to Basic and save the new version to tape. Repeat this for the BCALC program. If your function keys have been disabled, then run one of the programs and exit it to restore the keys.

Stephen Lankton
Culf Breeze, FL

► Thanks for the warning and the fix.

3620 - 244 Street, Langley, BC. V3A 4P6



Hardware, Software, Accessories
 TRS Model 100, Olivetti M10, NEC PC8201A
 Telephone 604-856-8858
 VISA Master Charge

Canada Portable Computer

Circle No. 71 on Reader Service Card

A STEP BEYOND

Your response under *Speed Tricks for Choices From a Menu* (see *Portable 100*, February 1984, page 58) was informative, but could have been taken a step further. To preclude the possibility of the system's not responding to lowercase input, use the following technique: 10 A\$=INKEY: IF A\$="" THEN 10 ELSE ON (INSTR(" SsIi AaDd...".A\$)/2+1)GOTO100,200,300.

Note the leading blank in the test string, which can be any character, must be present. Non-alphabetic characters can also be used as menu choices by simply repeating, for instance INSTR ("SsIi/**??").

Jim Gaffney
 El Paso, TX

► Thanks for the pointer. I never thought of using INSTR in that manner.

DOUBLE SPACING PLEA

For writing manuscripts, it'd be preferable if the text were printed with double-spacing. The instructor at the local Radio Shack store was unable to help me achieve this objective with the 100 and a DMP-200 printer. Is it possible to program the 100 for double-spacing? Perhaps *Portable 100* also would like these instructions in a bar-code format that'd enable those with bar-code readers to bypass the step of typing the instructions each time a double-spaced text is desired.

Rolf Engel
 Minncapolis, Mn

► There's no way to modify TEXT in ROM to double-space your files when printing. Your only choice is to buy one of the Basic word-processor formatters, sold by several of our advertisers, to give you that ability. Or you could use the text formatter published in *Portable 100* (see September 1983, page 26).

CONVERT OR REFORMAT

Is there a program or POKE to convert the 100 printer baud rate to

CRYPTEASE

Hundreds of cryptograms & a tool to take the tedium out of solving them, leaving the challenge in. Even people who never do a daily newspaper puzzle love to solve cryptograms with CRYPTASE! Several levels of difficulty — kids can use it!

Available on cassette for the 16K+ Model 100

\$19.95 Cryptease & 100+ sayings
\$19.95 500 additional sayings

T, E ERY DAY AT LEAST, T EAR A
 mlc mvpdx, cbcki egi gx scgix, xm degk g
 L TTLE S , READ A D P EM, SEE A
 sjxxsc fnlp, koge g pmme rmcw, fcc g hjlc
 P CT RE A D DEC DE A SAY - ET E/MAK
 rjtxvkc gle ectmec g fgijlp.- pmxadc/wgo


MAK, Ltd.
 PO Box 158
 Spring City
 PA 19475

\$29.95 for both S/H-\$2.50
 Please add 6% sales tax in PA

Circle No. 72 on Reader Service Card

EXPANSION TO GO

Battery powered interface for the Model 100. Gives Analog and Digital I/O capabilities to your Radio Shack or NEC portable. Whether in the lab or in the field, Data Acquisition and Process Control are now more affordable than ever. Easy to program using BASIC input and output statements.



Complete PL-100 System
\$498 includes:

- Expansion Chassis (holds 3 boards)
- Combination I/O board with
 - 16 Channel 8 Bit Analog Input
 - 4 Channel 8 Bit Analog Output
 - 4 Analog Level Sense Inputs
 - 16 Bits Digital Output
 - 16 Bits Digital Input
- Battery Charger / AC Adapter
- 2 Empty expansion slots

- Uses rechargeable batteries and provides power to the Model 100

- Expansion boards available:
 - High Accuracy 12 Bit Analog I/O
 - 16 Bit Digital I/O
 - Combination Analog & Digital I/O

ELEXOR ASSOCIATES

P.O. Box 246
 Morris Plains, N.J. 07950
 (201) 299-1615

match the 300-baud rate necessary for an Olivetti Praxis 41 impact printer?

Herman Postma
Oak Ridge, TN

1983, page 26). You also may have to configure the printer to automatically line feed the paper whenever it receives a carriage return.

BROTHER CONNECTION

► The printer port on the 100 is for a parallel printer, not a serial printer like the Praxis. What you need is a parallel-to-serial port hardware converter. Binary Devices, as mentioned above, carries one.

Another and cheaper solution is to use the SAVE (SAVE "COM:37E1E") and OPEN (OPEN "COM:37E1E" FOR OUTPUT AS 1) commands to send data to the 100 RS232 port. Using an open command like that will let you use PRINT#1 to route all program output to the RS232 instead of the parallel port or LCD display, and the save command will send program listings out the serial port.

Text files are tougher since the save file command won't prompt for a line length. If you want to send text files out the RS232, you may have to get a text-file formatting program from one of our advertisers, or use the one published in *Portable 100* (see September

On Father's Day last year, my son gave me a Model 100. I've been so enthralled with it that often I've been up to 3 a.m. studying manuals. (David Lien's book is the best so far.) My chief use for the 100 has been the ADDR5 and SCHED1 files to take care of my investments, banking, and certificates of deposit. My greatest use will be when I coordinate a printer to my 100.

I travel a lot and the portability of the 100 speaks for itself. I've seen a number of printers on the market, but I'm displeased with them because of their weight. I get dyspnoic (short of breath) when I carry more than five pounds.

I'm considering getting the Brothers EP-44 electronic dot-matrix typewriter. Do you think it'd answer my problem of portability plus clarity in typing and printing?

Maurice H. Silk
Boca Raton, FL

► It should do the job just fine. It's light, portable, and uses standard paper. According to their advertisement, it has a built-in RS232 port for connecting to computers. To use it with the 100, you would have to have all of your files sent out the RS232 port rather than the parallel port, as the computer now uses.

Using one of the many Basic text programs on the market should take care of that problem. Their advertisement says the EP-44 can be connected to a modem for telephone communications. This means you'll have to buy or build a null modem to place between the computer and the typewriter. (see *Portable 100*, September 1983, page 38). You'll also have to buy a RS232 cable for connecting everything together. Good luck.

CHEAPER TO BUY NEW

I've owned TRS-80 computers since they first came out and have been using the original CTR-41 cassette recorder that came with the Model I. It has never worked well and requires

Advertisers Index

PG	RS	Advertiser	PG	RS	Advertiser	PG	RS	Advertiser
33	30	A&J	67	60	FACS	CIV	3	P.C.S.G.
73	69	Alpine Data Systems	15	49	Fort Worth	50	40	P.C.S.G.
11	77	American Micro Products	52	41	Great Oak	15	12	P100 Network
4	6	ARMS	29	22	Holmes Engineering	66	58	ProSoft Enterprises
49	39	Avion	47	37	Humphrey	44	34	Purple Computing
18	14	Axonix	59	51	IRD	25	19	Quasatronics
1	4	Bluestem	45	35	Kangaroo	27	21	Radial Concerns
67	59	BPS	61	52	Kensington Micro	40.41	33	Radio Shack
9	9	Cabbage Cases	13	11	Key Solutions	66	57	Reyburn
75	70	Canada	30	23	KJM Development	15	43	Secure Systems
52	42	CAPS	75	71	MAK	33	29	SIGEA
54	45	Chattanooga Choo Choo	71	65	Menlo Systems	58	55	Skyline Marketing
48	38	Chattanooga Systems	7	7	Micro Demon	17	44	Skyline Marketing
19	15	CompuServe	31	25	Micro Help	35	31	Software Plus
58	48	Compute/Account	32	27	Micro Peripheral Corp.	79	76	Sound Sight
37	32	Covington	22	17	PASSCO	57	47	Southworth
76	73	Cryptronics	CII	13	PG Design	8	8	Statware
30	24	Custom Software	62	54	PG Design	71	66	Stephens
68	61	DataPort	32	28	Pocket Info Corp.	70	64	Survey Software
59	50	DFW	26	20	Polar	12	10	Susie Software
60	46	Diskus Products	70	63	PORTAPRO	3	5	Target Systems
46	36	Dr. Preble	20	16	P.C.S.G.	CIII	2	Traveling Software
75	72	Elexor	62-63	12	P100 Network	31	26	Wagoner
						29	91	Swindell Judy Inc.

The index on this page is provided as a service to readers. The publisher does not assume any liability for errors or omissions.

numerous attempts to load a tape into the computer. This is holding true even with the 100. I have yet to get a tape to load. It either can't find the program, aborts in the middle of the load, or drops off pieces at the beginning or end of the program. I've tried two different tape recorders and they are even worse. Radio Shack says to buy the new CCR-81, but what makes it different? I don't need the additional expense of a fourth tape recorder.

There used to be a device called a Data Dubber that solved the original Model I's problem. I'm wondering if it would solve the problem with the 100.

Lowell Forsman
Issaquah, WA

► I'm amazed that the CTR-41 is still functioning at all; mine died about three years ago, and I'm currently on my third unit. Have you tried cleaning the tape head? (To do this, push the play button without a tape in the machine, then rub a rubbing alcohol-soaked cotton swab back and forth over the tape head, capstan roller, and pinch roller.)

Being that old, the recorder head also could be out of alignment, but that would affect only older tapes recorded when the tape head was properly aligned. Current tapes recently recorded wouldn't be affected unless the head was loose and moved as a recording was made.

Considering the cost of repair labor, it might be cheaper to buy a new recorder. The difference between the two recorders is that the CCR-81 is designed to operate with a computer, it has had its electronics tweaked to deliver optimum performance for the price. You also might consider a new computer-cassette cord. Your old one may have an intermittent short that's causing problems.

FULL-SCREEN AVAILABLE

Is someone working on an 80-column monitor-connection cable for a television set to enable us to hook up our 100s for a full-screen display? That, in addition to the additional memory op-

tions you mentioned, would indeed make my year.

Suadi Arabian International School
Riyadh APO
New York

► By now you've seen the advertisements for Radio Shack's Disk-Video Interface which gives you 80-column video display capability for about \$799. Also available is the MikroKolor Color Graphic Interface from Andreasen's Electronics Research and Development Inc., 1548 Monterey Street, San Luis Obispo, CA 93401, 805-541-6398. This has 256 x 192 display, 15-color graphics capability, 24- or 40-character display with 256 user definable characters, and three graphics modes. Retail price is \$335. Write to them for more information.

Keep watching the advertisements in *Portable 100*. Most major products appear there as soon as they're developed. Another good source of information is the Model 100 SIG on CompuServe which does have a few overseas phone nodes. ◀

PortaPac™ 100



Priced at \$395.00
for 64K of memory

- A portable, external RAM Disk expanding the memory of your TRS-80 model 100.
- Transfers data from your portable computer to an IBM PC or CP/M based systems.
- Built-in DOS

Please Send For Descriptive Literature

DEALER INQUIRIES INVITED

Registered Trademarks:
IBM - International Business Machines Corp.
TRS-80 - Tandy Corp.
CP/M - Digital Research



Cryptronics, Inc.

11711 Coley River Circle, Suite 7
Fountain Valley, CA 92708
Phone: (714) 540-1174

TRANSFER YOUR TRS-80 MODEL 100

Screen Graphics to YOUR PRINTER!

- **Graphics to Printer Dump Program**
- Bit for bit transfer of whatever is on the screen
- Versions for:
 - Radio Shack graphics printers (all currently available) Epson FX, RX, or MX printers with Graf Trax Plus NEC-8221A printer
 - All parallel printers using "#" signs on a rotated screen) with or without auto line feed
 - Serial printers without auto line feed but with optional hardware handshake (ready busy on pin 5)
- **\$49.95** for any version (specify printer you use)

Turn YOUR MODEL 100 into a BAUDOT terminal!

RTTY Program

- Operate at all popular baud rates with 1 or 1/2 stop bits
- All communications thru RS-232 port
- Can use Model 100 as receives-only terminal
- Optionally echo all received signals and keyboard strokes to parallel printer
- **\$44.95** (requires user-supplied FSK modulator/demodulator)

To Order:

Send your name and address. Specify packages when ordering our Graphics to Printer Dump Program make sure you specify which printer you use.
Pay by VISA, Mastercard, Check or Money Order
Ohio Residents Must Add 5% sales tax
Special Offer: if you order more than one package deduct 10% from total order

Swindell Judy Inc.

Suite 349, 4316 Dressler Rd., N.W.
Canton, Ohio 44718

216/456/5321

TRS-80 IS A REGISTERED TRADEMARK OF TANDY CORP.
EPSON AND GRAF TRAX PLUS ARE REGISTERED
TRADEMARKS OF EPSON AMERICA INC.

STANWYCK

allows inexperienced members to visit different SIGs with relative ease. Previously, the novice was confronted with a form of Dungeons and Dragons where each SIG presented new survival challenges.

Many members of the Model 100 SIG were incensed CompuServe would unilaterally dictate changes and implement them without warning, explanation, or directions.

SUPER SIG. The Model 100 SIG has received significant national computer media attention as a magnificent and unique phenomenon. It is a beehive of activity where members provide each other software, technical information, and product reviews.

Simply, every iota of value on the SIG is provided by members, and even the on-line sysop (Dave Thomas) is a volunteer. CompuServe is viewed as a cyclops guarding the cave door and demanding tribute from those who enter.

They were right. However, members felt it was their clubhouse and didn't want their furniture rearranged, at least not by CompuServe.

FEEDBACK. CompuServe's idea of customer service is a busy signal. It doesn't matter whether you use the 800-number or call direct — bring a book (*War and Peace* seems like the right length) and a sedative. Chances are you'll spend the next hour either listening to a busy signal or being on hold. If you do get through, the young people there are capable and helpful.

On-line Feedback is even less responsive. Now they're even running a message which, in effect, says we know we are weeks behind but don't leave your message again.

For over a year CompuServe claims they're "working on it." They should try harder. They aren't two seconds behind on their charging of users; why should they be two weeks behind on customer service?

Speaking of billing, they don't. They charge you all right; they just don't bill you. They deal directly with your credit card or bank account, and if you want an itemized bill to verify their charges, you have to pay computer time for it, or they will send it at \$3.50 per bill. How many other businesses charge you for the bill?

You best be sure you have enough on your credit card to pay the bill, because if you don't, the cyclops immediately

slams the door shut. Then you get to call their accounts receivable department. Without going into the gory details of personal experience, be forewarned — it's the telephone version of *Night of the Living Dead*.

PAYING FOR CIS ERRORS. A major issue between users and CompuServe is the valueless time charges.

Depending on the time of day, your screen may inexplicably slow to a crawl or stop, but more typically you'll be looking at a Please Wait or Files Busy message. During these periods, your screen is frozen, but CompuServe keeps the meter running.

CompuServe runs long announcements (their advertising) and keeps the meter running.

CompuServe subjects users to programs that are not debugged and may crash, and keeps their meter running. If you leave (or are knocked off the system) without logging off, CompuServe keeps the meter running for seven to 10 minutes.

CompuServe even has the meter running to inform you that you've been suspended from the system.

In short, CompuServe's best thing is keeping the meter running.

NO EXCUSES WANTED. Whatever explanations CompuServe may have, it seems obvious they ought to have computers, software, documentation, and personnel up to meeting the challenge of the demand their marketing success has created.


Whether the system is working well, or barely at all, the user pays the same price. When working, it's a fair deal. When it is not, it's crummy. I don't mind understanding CompuServe's problems — I just don't want to have to pay for them.

The only free service on CompuServe is Feedback which their public relations spokesperson insists has influence on CompuServe's policy and programs. If you are dissatisfied with any part of your experience on CompuServe use Feedback to let them know.

See how they handle it, how quickly, how courteously, and how completely. If you agree with the major user issues raised here or feel strongly about other problems then let them know. Remember, it's their dime so don't be shy and be sure to be thorough. And then let me know how you feel about CompuServe's response, and I'll keep users informed. ◀

Special Announcement

(128R)
MODEL



4" x 4" x 2"
ALONG SIDE

(128X)
MODEL



1/2" added
ATTACHED TO
BOTTOM OF
MODEL 100

MODEL 100 128K BUBBLE MEMORY MODULE

Soundsight is proud to announce its new 128K bubble memory module for the Model 100! The module is available in two models, allowing it to be either attached to the bottom of the Model 100, increasing its overall thickness by approximately half an inch (Model 128X), or set up remotely, along side the 100 in a small package approximately 4" x 4" x 2", requiring the use of a cable (Model 128R). Both AC and DC operation is provided, requiring only a small 12 volt adapter. Rechargeable batteries are also compatible. The memory will be expandable to one megabyte (one million bytes of memory) through the purchase of additional modules, requiring factory installation (Model 128X), or reconfiguration (Model 128R).

This bubble memory module has a non-volatile memory which means the memory will not be lost in the event of loss of power

or dead batteries. It can operate like a hard disk in which vast amounts of data or programs may be quickly stored, downloaded, and then run in the Model 100's 32k RAM. Upon downloading to RAM, the data is not erased from the bubble memory. With the use of simple sub-routines, programs which exceed the Model 100's RAM may be made to operate by sampling between the 100 and the bubble. No more I/O errors or cassettes or disks that won't read, and no more address or note files which take up the majority of RAM preventing the storage of other programs and requiring tedious cassette or disk procedures.

Power consumption is low because the bubble memory is powered up only when it "reads" or "writes" and it performs these functions in less than a second.

Originally developed by Soundsight for

Stevie Wonder's Model 100, this module is especially useful to reporters, programmers needing remote terminals, or anyone finding that they need more memory in order to take full advantage of their investment in the Model 100 and all the software they may have bought but cannot use due to lack of memory.

The two models differ in price and features. The Model 128R sells for \$750.00, while the bottom attachment — Model 128X, sells for \$950.00. The 128X series allows space for the interfacing of additional 128k memory modules and their power requirements.

As certain programming is necessary for operation of the bubble memory module with the Model 100, the software driver sells for \$100.00.

To order, send check or money order payable to Soundsight Communications.

Sound Sight

2807 Pelham Pl., Hollywood, CA 90668
(213) 463-1519

END USER



PETER STANWYCK

COMPUSERVE IMPERFECT BUT PACKED WITH GOOD IDEAS AND POTENTIAL

CompuServe is like Listerine — I hate it twice a day. In my experience it is unquestionably the most user-unfriendly business operating in the computer marketplace. At the same time it is packed with good ideas, capable people, and unfulfilled potential. It is the home of the Model 100 Special Interest Group, sponsored by *Portable 100* magazine, which, in my opinion, is the single most valuable product or service available in support of the Model 100.

For the few *Portable 100* readers unfamiliar with CompuServe, it is a national computer network which offers a broad range of information which can be accessed through a local phone number.

At 300 baud, CompuServe charges \$6 per hour in the evening and on weekends, and \$12.50 per hour during prime time.

GREAT POTENTIAL. Many of CompuServe's programs have great potential value, but complex and obscure commands make them unusable. It's not that they're impossible to understand

— with obsessive and persistent effort you can triumph. But why should you have to at \$6 per hour?

Email allows users to exchange private mail. Receiving mail is easy. Sending mail, on the other hand, requires you to create a file using some of CompuServe's most arcane and complex commands. It eludes me why the system simply doesn't ask: "To Whom" and then "Type your letter now."

Depending on what you're doing while on CompuServe, there are as many as five totally different sets of commands without rationale or necessity.

CompuServe will sell you documentation, but what I've seen is inadequate for its purpose. They charged me for SIG documentation which was out-of-date and didn't even bother to have an updated insert.

I use CompuServe a lot, and although their product has plenty of room for improvement, it is the best I've seen available, and in my opinion worth the cost. The problem with CompuServe is not its product but its or-

ganization and the way it treats its customers.

MARKETED BY TANDY. Tandy heavily markets CompuServe to Model 100 owners by including the direct-connect modem cable and a CompuServe membership in a single purchase price. Ed Juge of Tandy denies any other direct financial connection between CompuServe and Tandy. Incidentally, talking with Juge is a pleasure. He is one of the least guarded and most forthright corporate spokespersons I've experienced.


CompuServe's greatest value to the end user is its special interest groups.

The content and quality of the various SIGs is uneven, as is the level of participation. The management of each SIG is by contract with individual system operators, who have a good deal of autonomy as to content. No one would give me specifics about their royalty.

CompuServe recently reorganized these SIGs so each was structured with the same format and commands. These changes were greeted with mixed reviews by regular users. Unifying the SIGs makes sense for the end user as it



How To Put Ten Pounds Of ? * - + ! * In A Three Pound Package.



? * - + ! * is the stuff computer programs are made of. And now, Traveling Software has figured out a way to make your three pound lap-size computer do what only the big boys could do before.

Introducing T-base, the most powerful data base management system ever written for your TRS-80 Model 100, NEC PC-8201 or Olivetti M10.

T-base, a sort of place-for-everything-and-everything-in-its-place organizer, that allows you to keep multiple files of information or forms. But unlike simple filer programs, T-base is a relational data base manager. This allows you to borrow information that relates to one file from data contained in another. The net result is you can store more data by eliminating the unnecessary ? * - + ! *. And because T-base can link one file to another you have the ability to look at your data in a number of different ways. T-base also allows for the creation of custom printed or LCD display reports.

T-base has spreadsheet capabilities too! T-base allows you to build in your own formulas on your forms with automatic recalculations when any of your variables change.

Simply put, T-base is the most important software ever written for your notebook computer. And because of its condensed format and broad data capabilities, your 3 pound package can do more than even you probably expect. T-base—it beats the ? * - + ! * out of the competition.

Other great Traveling Software programs: The Traveling Appointment Manager, Expense Manager, Time Manager, Sales Manager and Project Manager, plus The Traveling Writer.



Call now for the dealer nearest you.

Traveling Software, Inc.
11050 Fifth Avenue N.E.
Seattle, WA 98125

1-800-343-8080

Circle No. 2 on Reader Service Card

Look for Traveling Software available for other lap-sized computers.

NOW YOUR IBM GOES PORTABLE.
Files instantly, usable on your IBM and
back again.

DISK +



NOW your MODEL 100, plus your other
computer is an instant disk system

FINALLY! Use disk storage with your Model 100

SIMPLE! Transfer any file (Text, Basic, Machine Code)
with a single function key

IT'S SO EASY!

Simply place the disk in the disk drive and power it up. Place cursor on DISK+ on your Model 100 menu and press enter. You are shown the disk directory on your Model 100 screen. You transfer any file from RAM to disk or disk to RAM with merely a single function key. **INSTANTLY!**

FULL ERROR CHECKING!

Guaranteed integrity of all data you transfer. Every line transmitted until verified, at 19,200 Baud, 10K bytes in 5 seconds!

**Files transferred instantly
with a single function key.**

COMPATIBLE!

Model 100 Files instantly usable on IBM and vice-versa.
Also IBM, Apple, CPM cross compatibility.

DISK+ \$69.95 Includes cassette, disk and excellent manual.
(CABLE \$40.00 — or use RS232E with null modem) MC, VISA, or C.O.D.

PORTABLE COMPUTER SUPPORT GROUP

11035 Harry Hines Blvd. No. 207, Dallas, Tx. 75229

PCSC PROVIDES HOTLINE SOFTWARE SUPPORT FOR THE MODEL 100. CALL US AT 1-214-351-0564

Circle No. 16 on Reader Service Card